

# WOOD WORKING NON REBOUNDED



## SUPERCRAFT SERIES 3366

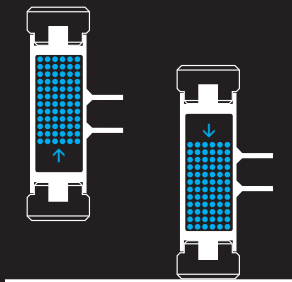
- Non rebounding hammer
- High quality hickory handle
- No mushrooming or shrapnel when hitting steel stakes or pins
- Safe alternative to hitting steel on steel
- Replaceable nylon face inserts
  - Chip resistant (even at temperatures below zero), will not crack
  - Hard extruded nylon

Art. No.	∅ [mm]	Weight [g]	Length [mm]
3366.020	20	245	300
3366.030	30	460	330
3366.040	40	715	355
3366.050	50	990	365
3366.060	60	1.705	360

## PACKED FULL OF POWER: THE SUPERCRAFT PRINCIPLE

### NON REBOUND WORK

The head of the SUPERCRAFT mallet is filled with steel shot. This means that when the workpiece is impacted, the energy of the shot is transferred with a slight delay. The reduced rebound allows the impact energy to be absorbed, resulting in extremely powerful impact without vibration which is much easier on your joints. Additionally, an advantage over steel mallets is the reduced noise level.

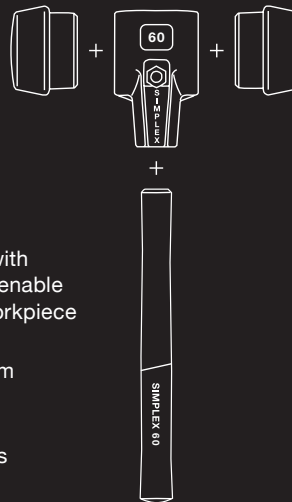


1

2

**HALDER**

## SIMPLY SMART: THE SIMPLEX PRINCIPLE



- 1** All wear parts can be easily replaced at any time
- 2** Interchangeable insert faces with different degrees of hardness enable individual adaptation to the workpiece
- 3** Housings of cast iron, aluminium or reinforced cast iron
- 4** High quality wood or fibreglass handles

## ERWIN HALDER KG

Erwin-Halder-Straße 5-9  
88480 Achstetten-Bronnen  
Germany

T +49 7392 7009-0  
F +49 7392 7009-160  
info@halder.de  
www.halder.de

Distributed by:



103.117

GB/EH/09/2020

**HALDER**




german  
brand  
award  
19  
gold



# THE ORIGINAL FOR PROFESSIONALS

## WOODWORKING / INTERIOR INSTALLATIONS

# CABINET INSTALLATION



# FLOORING / TILING

# WINDOW AND DOOR INSTALLATION

## SIMPLEX SERIES 3117

- Extremely lightweight aluminium housing
- All replaceable parts
- High quality wood handle
- 2 different inserts: TPE-soft (blue, soft, non-marring) / Superplastic (white, medium hard, very durable, wear-resistant)

Art. No.	∅ [mm]	Weight [g]	Length [mm]
3117.030	30	185	295
3117.040	40	350	325
3117.050	50	645	370
3117.060	60	875	405

## SIMPLEX SERIES 3017

- All parts are replaceable
- High quality wood handle
- Heavy duty cast iron housing
- 2 different inserts: TPE-soft (blue, soft, non-marring) / Superplastic (white, medium hard, very durable, wear-resistant)

Art. No.	∅ [mm]	Weight [g]	Length [mm]
3017.030	30	340	295
3017.040	40	615	325
3017.050	50	1.055	370
3017.060	60	1.445	405

## SIMPLEX SERIES 3113

- Extremely lightweight aluminium housing
- All spare parts can be replaced
- High quality wood handle
- 2 different inserts: TPE-soft (blue, soft, non-marring) / TPE-mid (grey, medium hard, impact cushioning, odorless)

Art. No.	∅ [mm]	Weight [g]	Length [mm]
3113.030	30	185	295
3113.040	40	345	325
3113.050	50	635	370
3113.060	60	850	405

## SIMPLEX SERIES 3013

- All parts are replaceable
- High quality wood handle
- Heavy duty cast iron housing
- 2 different inserts: TPE-mid (grey, medium hard, impact cushioning, odorless) / TPE-soft (blue, soft, non-marring)

Art. No.	∅ [mm]	Weight [g]	Length [mm]
3013.030	30	340	295
3013.040	40	620	325
3013.050	50	1.060	370
3013.060	60	1.420	405

## SECURAL MODEL 3380

- Maximum rebound damping
- Absolutely unbreakable connection
- Interchangeable inserts made of polyurethane: rectangular, noise-dampening, impact cushioning, wear-resistant

Art.-No.	Length x Width [mm]	Weight [g]	Length [mm]
3380.040	30x40	680	300
3380.045	35x45	1.000	310

## SIMPLEX MODEL 50:40

- Extremely lightweight aluminium housing
- All spare parts can be replaced
- High quality wood handle
- Oversized inserts ∅ 50 are mounted into housing ∅ 40 for maximum protection of delicate work surfaces
- 2 different inserts: TPE-soft (blue, soft, non-marring) / Superplastic (white, medium hard, very durable, wear-resistant)

Art. No.	∅ [mm]	Weight [g]	Length [mm]
3117.051	50	430	325