


A man with a beard and long hair, wearing a dark t-shirt, is shown in profile, focused on his work. He has extensive tattoos on his arms. He is using a mallet with a wooden handle and a white and blue soft-face head to tap on a large, rectangular stone block. The stone blocks are arranged in a step-like pattern. The background shows a modern building with large windows and some greenery.

HALDER

THE ORIGINAL FOR PROFESSIONALS

Soft-face mallets and forestry tools



CONTENT

A PLEDGE 4

HISTORY / LOCATIONS 6

THE COMPANY 8

PART I

THE PERFECT SOFT-FACE MALLET FOR YOUR JOB

CONSTRUCTION / LANDSCAPING AND HARDCAPING 12

Laying slabs that break easily 14

Pavers 16

Curbstone setting / L-stone setting 18

Natural stone setting, masonry and stairs setting 20

Formwork construction 22

Compensating for differences in height /

substrate compaction 24

Floor tiling 26

Drywall construction 28

Driving in rebar / metal stakes 30

MAINTENANCE / REPAIR 32

Light to medium work 34

Powerful work 36

Automotive and truck sector 38

Changing stuck tires 40

JOINERY 42

Work on lightweight, sensitive workpieces /

veneering / furniture assembly 44

Non-rebound work / chisel work 46

GLAZIER / WINDOW CONSTRUCTION 48

Glazing panes / setting aluminium and plastic strips 50

CARPENTER / TIMBER FRAMER 52

Placing a roof truss / positioning beams 54

Placing prefab walls 56

Chisel work 58

Securing vapour barriers 60

TINSMITH WORK 62

Folding and bending work 64

Installation work 66

METALWORKING INDUSTRY 68

Positioning / joining workpieces 70

Straightening work, plant construction 72

Housing assembly, mould construction 74

AGRICULTURE / FORESTRY 76

Log splitting, wedge work 78

Splitting of softwood, wedge work 80

Splitting of hardwood, wedge work 82

Splitting of smaller logs / kindling 84

Wedge work 86

Fence construction 88

Tree inspection 90

UPHOLSTERER / SADDLER 92

Driving in studs / flattening ornamental seams 94

Punching holes / driving in eyelets and

upholstery staples 96

Stripping upholstery / loosening staples 98

FLOOR LAYER 100

Parquet / laminate laying 102

PART 2

PRODUCT INFORMATION

SIMPLEX PRINCIPLE 106

MOUNTING INSTRUCTIONS 109

SIMPLEX INSERTS 110

SIMPLEX HOUSING 114

Housing versions 115

Replacement screws 116

SIMPLEX HANDLES 118

SIMPLEX SOFT-FACE MALLETS, TWO-SIDED IDENTICAL INSERTS 120

Insert: TPE-soft 121

Insert: Rubber composition 122

Insert: TPE-mid 123

Insert: Superplastic 124

Insert: Plastic 125

Insert: Nylon 126

Insert: Soft metal 127

Insert: Copper 128

SIMPLEX SOFT-FACE MALLETS WITH COMBINED INSERTS 129

SIMPLEX SLEDGE HAMMERS 136

Insert: Superplastic and rubber composition 137

Insert: Nylon 138

Insert: Soft metal 139

Insert combinations 140

SIMPLEX SOFT-FACE MALLETS WITH "STAND-UP" 142

SIMPLEX SLEDGE HAMMERS WITH "STAND-UP" 146

SIMPLEX SOFT-FACE MALLETS 50:40 148

Insert combinations 149

Inserts 150

BASEPLEX SOFT-FACE MALLETS 152

Insert: Cellulose acetate and nylon 153

Insert combination 154

BASEPLEX individual components 155

SUPERCRAFT PRINCIPLE 156

SUPERCRAFT SOFT-FACE MALLETS NON-REBOUND

with hickory handle 160

with hickory handle and rounded insert 161

with steel tube handle 162

with fluorescent steel tube handle 163

with 3-component handle 164

SUPERCRAFT SLEDGE HAMMERS, NON-REBOUND 165

PUNCHES AND DROP-MALLETS 166

SUPERCRAFT INDIVIDUAL COMPONENTS 168

BLACKCRAFT SOFT-FACE MALLETS NON-REBOUND 169

SECURAL SOFT-FACE MALLETS, NON-REBOUND 170

FERROPLEX COMBI HAMMERS 172

FORESTRY TOOLS 174

Safety certified by KWF and VPA 175

SIMPLEX splitting maul 176

SIMPLEX splitting axes 178

SIMPLEX splitting maul, individual components 180

SIMPLEX splitting axes, individual components 182

Hand axe 184

Twisted splitting Wedge 185

Forestry sledge, non-rebound 186

MAGNETIC HOLDER 188

MALLET BLOCK 189

SALES TOOLS 190

Demonstration Kit 190

Product presentation 191

GLOSSARY 192

QUALITY AND SAFETY 194



Both as a pro and as a handyman, you need two things to get excellent work results: the ambition to always do a top job, and the tools to support you in this.

For more than 80 years, HALDER soft-face mallets and forestry tools have stood for smart solutions and materials of the highest quality, made in Germany.

No wonder that today, our products are considered as indispensable throughout the world – in many different sectors.



REAL PROFESSIONALS NEED **REAL TOOLS**

Your job is not for lightweights. It calls for real tough individual. So why should you work with cheap children's toys from God knows where? Forget it! What you need are real tools. Like the soft-face mallets and forestry tools from HALDER. Invented way back by Erwin Halder – for guys like you. The original. For professionals. Knock yourself out!

TEST MARKS ISSUED BY CERTIFIED INSTITUTIONS ATTEST TO OUR OUTSTANDING QUALITY



Safety certified by the Experimental and Testing Institute (VPA) in Remscheid. The VPA has been focusing intensely on the testing of hand tools for more than 50 years. Representing the leading GS seal of safety in Europe, the GS mark is primarily granted for hand tools by the VPA.



The Board of Trustees for Forest Work and Forestry Technology (KWF) awards its seals of approval after extensive practical tests. Users can thus be sure that the HALDER forestry tools are high-quality products for safe working.

INGENIOUS: AN INVENTION TAKES THE WORLD BY STORM

“Then I’ll just have to make it myself,” Erwin HALDER may well have said when the company in which he was working in the late 1930s took no interest in his invention. Becoming self-employed was the starting signal for the global triumph of the SIMPLEX soft-face mallets. The principle was and remains as simple as it is clever: Using easily interchangeable inserts of different degrees of hardness, the mallets can be individually adapted to the material on

which they are to be used. The advantage is that the workpiece can be treated far more gently and precisely, whilst the strain on the joints of the user is also reduced. The product range has undergone continuous expansion over the years. Alongside numerous versions of the SIMPLEX soft-face mallets, it now includes “SUPERCRAFT” non-rebound mallets as well as tools for forestry, totalling around 350 individual items.



■ HALDER subsidiary
● HALDER agency

COMPANY FOUNDED

by Erwin Halder,
production of the first
SIMPLEX soft-face
mallet

CONSTRUC- TION

of the first factory
buildings
Tool and fixture
fabrication begins

EXPANSION

of the company headquarters in Bronnen
Production of the standard parts range begins
Early stages of forming
a national and international sales force

PRODUCTION

of the first non-rebound
mallets under the
SUPERCRAFT name
Expansion of the dealer net-
work and first participation in
international trade shows

WERNER HALDER

takes over management
Development and distribu-
tion of the HALDER
modular fixture system

FIRST COMPUTER SYSTEM

to support office operations
Establishment of a branch factory in
neighboring city, Laupheim
Introduction of computer-aided design
(CAD) including CAM

CONSOLIDATION

at the main site in Bronnen with the construction of a
new building for production and logistics
Foundation of subsidiaries in Slovenia and Korea

STEFAN HALDER

takes over management
Founding of subsidiary
in the USA.

NEW CONSTRUCTION

of the logistics center
Founding of further
subsidiaries in Japan
and France

ENLARGEMENT

of the logistics centre by approx.
3200m².

TAKEOVER

of the hammer
manufacturer
Joh. Hermann Picard
GmbH & Co. KG in
Wuppertal and
transformation into the
newly established
Picard GmbH

1940

1950

1960

1970

1980

1990


2000

2010

2020

GUARANTEED: MADE IN GERMANY

When Swabian inventor and engineer Erwin Halder began production of the SIMPLEX soft-face mallets in his small workshop in 1938, he couldn't have imagined that his company would one day employ more than 200 people, operating worldwide in four product areas. Alongside soft-face mallets and forestry tools, HALDER also produces and markets high-precision standard parts, workholding systems, and aviation products. What hasn't changed is its location in Achstetten-Bronnen in southern Germany. The small workshop has grown into an impressive company setting, with office and production buildings that are subject to continued expansion and modernisation. The company remains family-owned and is now run by third generation by Stefan Halder. And the aspiration of the company founder – to provide customers in industry, trade and commerce with products and service of the highest quality and reliability – applies as always.



GERMAN HAMMER COMPETENCE

The two leading hammer manufacturers HALDER and PICARD operate on the market with a joint strategy and a single owner. The breakthrough product that started it all for both companies is the hammer. Today, HALDER and PICARD spearhead the markets for soft-face mallets and lath hammers, respectively.

Both companies are family businesses with great tradition. Better yet, the product portfolios of these two premium brands complement each other perfectly. HALDER and PICARD combined offer the most comprehensive range of high-quality striking tools available in the world today.



PART 1

THE PERFECT SOFT-FACE Mallet
FOR YOUR JOB



#BeAnOriginalPro

Follow us:
@haldertools



The requirements in landscaping and hardscaping are demanding and manifold. Conditions are often rough and difficult. You will thus need a tool that is perfectly dependable at all times. Our soft-face mallets have been engineered precisely for these types of jobs. Robust, reliable, and adaptable. Exactly the attributes

TRUE ORIGINALS

need to display every day.

CONSTRUCTION / LANDSCAPING AND HARDSCAPING



LAYING SLABS THAT BREAK EASILY

Laying slabs that break easily is a tricky endeavour. Before you know it, a slab shatters, causing not only additional cost but also unnecessary delays. The solution HALDER offers to this problem is the SIMPLEX soft-face mallet with its extra lightweight aluminium housing, as it lets the user dose the impact force and apply it in a targeted manner. Despite the reduced weight of the hammer, the 60 mm diameters of the insert provides for a large impact surface. Available are inserts with different levels of impact strength: TPE-soft (blue, soft), TPE-mid (grey, medium hard), and Superplastic (white, for increased impact force). All three inserts are non-marring and will not leave behind any undesired black stripes!



LAYING SLABS THAT BREAK EASILY

EH 3113.

| Art. No. | Ø [mm] | — [mm] | — [mm] | 📖 [g] |
|----------|--------|---------|---------|-------|
| 3113.060 | 60 | 150 | 405 | 850 |

TPE-soft: Hardness ●○○○○
TPE-mid: Hardness ●●○○○

- SIMPLEX soft-face mallet with the insert combination of TPE-soft (blue, soft, no marring) / TPE-mid (grey, medium hard, no marring)
- Extra lightweight for controlled strikes
- Does not leave behind any black rubber marks



EH 3137.

| Art. No. | Ø [mm] | — [mm] | — [mm] | 📖 [g] |
|----------|--------|---------|---------|-------|
| 3137.060 | 60 | 150 | 405 | 950 |

TPE-mid: Hardness ●●○○○
Superplastic: Hardness ●●●○○

- SIMPLEX soft-face mallet with the insert combination of TPE-mid (grey, medium hard, no marring) / superplastic (white, medium hard, very durable)
- Extra lightweight for controlled strikes
- Large contact surfaces despite reduced weight



PAVERS

PAVERS

EH 3027.

| Art. No. | Ø [mm] | — [mm] | — [mm] | ♁ [g] |
|------------------------|-----------|------------|------------|----------|
| 3027.260 | 60 | 150 | 405 | 1.540 |
| 3027.282 (extra short) | 80 | 175 | 325 | 2.800 |

Rubber composition with
 "Stand-Up": Hardness ●●○○○
 Superplastic: Hardness ●●●○○

This hammer features a special insert with "Stand-Up" that has been incorporated into the housing.

- SIMPLEX soft-face mallet with the insert combination of rubber composition with "Stand-Up" (black, medium hard, impact cushioning, odourless, low-wear) / superplastic (white, medium hard, very durable)
- HALDER top seller with "Stand-Up"
- Extra short handle (Ø 80 mm)



EH 3027.

| Art. No. | Ø [mm] | — [mm] | — [mm] | ♁ [g] |
|----------|-----------|------------|------------|----------|
| 3027.050 | 50 | 135 | 370 | 1.105 |

Rubber composition: Hardness ●●○○○
 Superplastic: Hardness ●●●○○

- SIMPLEX soft-face mallet with the insert combination of rubber composition (black, medium hard, impact cushioning, odourless, low-wear) / superplastic (white, medium hard, very durable)
- Considerably lighter than Ø 60 mm version
- No slipping-off to the side



The choice is clear: either you burden yourself with a cheap rubber mallet that you constantly have to replace or you spring for the best tool and pick the SIMPLEX soft-face mallet. Once you have made that choice, you will never want to go back: Never slipping off to the side, the soft-face mallet delivers solid and precise strikes, exceptional handling thanks to its ergonomically shaped handle, and savings in cost as all components are upgradable. The black high-quality insert made of rubber composition is ultra low-wear, while the white superplastic insert generates even greater impact force. While the Ø 60 mm and 80 mm are the absolute top sellers, the diameter of 50 mm is the best choice for those who do not need quite as much power. To make it easier and faster for the user to pick up the soft-face mallet, HALDER has equipped the Ø 60 mm and 80 mm with a "Stand-Up"! The extra short handle of the Ø 80 mm version keeps the end of the handle from hitting the ground.



CURBSTONE SETTING / L-STONE SETTING

SIMPLEX sledge hammers are used for setting curbstones and L-stones as they allow the user to work in a standing position. They are equipped with a black high-quality rubber insert as well as with a white superplastic insert for even greater impact force. Available are three different versions: An 80 mm diameter with a total length of 800 mm, a 100 mm diameter with a total length of 1,000 mm, and a new 60 mm diameter with a total length of 780 mm, which features a rubber insert with "Stand-Up" that lets the hammer stand up securely and allows the user to grab it without bending over. Another option is to work with the short-handle version of the SIMPLEX Ø 80 mm.



CURBSTONE SETTING / L-STONE SETTING

EH 3027.

| Art. No. | Ø [mm] | — [mm] | — [mm] | 📦 [g] |
|----------|--------|---------|---------|-------|
| 3027.100 | 100 | 200 | 1.000 | 5.350 |

Rubber composition: Hardness ●●○○○
Superplastic: Hardness ●●●○○

- SIMPLEX sledge hammer with the insert combination of rubber composition (black, medium hard, impact cushioning, odourless, low-wear) / superplastic (white, medium hard, very durable)
- Very stable hickory handle, long handle protection sleeve
- High impact force



EH 3027.

| Art. No. | Ø [mm] | — [mm] | — [mm] | 📦 [g] |
|----------|--------|---------|---------|-------|
| 3027.261 | 60 | 150 | 780 | 1.900 |
| 3027.281 | 80 | 175 | 800 | 3.220 |

Rubber composition with "Stand-Up": Hardness ●●○○○
Superplastic: Hardness ●●●○○

- SIMPLEX sledge hammer with the insert combination of rubber composition with "Stand-Up" (black, medium hard, impact cushioning, odourless, low-wear) / superplastic (white, medium hard, very durable)
- With long handle and "Stand-Up"
- For back-friendly working



EH 3027.

| Art. No. | Ø [mm] | — [mm] | — [mm] | 📦 [g] |
|----------|--------|---------|---------|-------|
| 3027.280 | 80 | 175 | 490 | 3.000 |

Rubber composition with Standfuß: Hardness ●●○○○
Superplastic: Hardness ●●●○○

- SIMPLEX soft-face mallet with the insert combination of rubber composition with "Stand-Up" (black, medium hard, impact cushioning, odourless, low-wear) / superplastic (white, medium hard, very durable)
- Back-friendly working thanks to "Stand-Up"
- Exceptionally long-lasting and flexible



NATURAL STONE SETTING, MASONRY AND STAIRS SETTING

Black marring left behind on bright materials such as natural stone is a major nuisance. To solve this problem, HALDER offers inserts with no marring: the grey TPE-mid insert boasts similar impact qualities as the black rubber insert, while the blue TPE-soft insert is substantially softer. These inserts are guaranteed to save you the hassle of unnecessary cleaning and unpleasant discussions with the customer! Popular choices are the versions with a diameter of 60 mm (total weight 1,420 g) and with a diameter of 80 mm (total weight 2,760 g).



NATURAL STONE SETTING, MASONRY AND STAIRS SETTING

EH 3013.

| Art. No. | ∅ [mm] | — [mm] | — [mm] | ♣ [g] |
|----------|-----------|------------|------------|----------|
| 3013.060 | 60 | 150 | 405 | 1.420 |
| 3013.080 | 80 | 175 | 490 | 2.760 |

TPE-soft: Hardness ●○○○○
TPE-mid: Hardness ●●○○○

- SIMPLEX soft-face mallet with the insert combination of TPE-soft (blue, soft, no marring) / TPE-mid (grey, medium hard, no marring)
- Does not leave behind any black rubber marks
- ∅ 80 mm also available with an extra short handle



FORMWORK CONSTRUCTION

FORMWORK CONSTRUCTION

EH 3366.

| Art. No. | ∅ [mm] | — [mm] | — [mm] | 🏋️ [g] |
|----------|-----------|------------|------------|-----------|
| 3366.0S5 | 100 | 210 | 1.000 | 5.000 |
| 3366.0S6 | 100 | 265 | 1.000 | 6.500 |

Nylon: Hardness ●●●●○

ATTENTION:
Not suitable for use in industrial production or other sensitive environments!
No impact plates between steel shot and inserts!



- Forestry sledge non-rebound with hickory handle
- Prevents damage to the formwork
- Gentle on the joints, noise-dampening

The task of loosening concrete formwork often requires strikes that are powerful, yet gentle enough to keep the formwork from sustaining damage. This scenario calls for HALDER forestry sledges as they are fitted with special nylon inserts that can do more than just preserve the formwork. Generating significantly less noise than steel hammers, these non-rebound tools also cause less strain on the user's joints. Best suited are the forestry sledges with a diameter of 100 mm and a total weight of 5,000 g or 6,500 g.







COMPENSATING FOR DIFFERENCES IN HEIGHT / SUBSTRATE COMPACTION

A convenient and long-lasting helper, the mallet block made by HALDER is also much sturdier than a simple piece of wood thanks to the fact that it is made of wear-resistant special plastic. The mallet block can be used to create smooth transitions, compact the substrate or protect surfaces from becoming damaged.



COMPENSATING FOR DIFFERENCES IN HEIGHT / SUBSTRATE COMPACTION

EH 3688.

| Art. No. |  [mm] |  [mm] |  [mm] |  [g] |
|----------|--|--|--|---|
| 3688.001 | 200 | 140 | 40 | 1.065 |

Special plastic: Hardness ●●●○○

- Made of wear-resistant and durable special plastic
- For compensating height differences / creating smooth transitions



HIT IT: THAT FITS!



FLOOR TILING

FLOOR TILING

EH 3113.

| Art. No. | ∅ [mm] | — [mm] | — [mm] | ♁ [g] |
|----------|-----------|------------|------------|----------|
| 3113.040 | 40 | 115 | 325 | 345 |

TPE-soft: Hardness ●○○○○

TPE-mid: Hardness ●●○○○

- SIMPLEX soft-face mallet with the insert combination of TPE-soft (blue, soft, no marring) / TPE-mid (grey, medium hard, no marring)
- Extra lightweight for work requiring a light touch
- Does not leave behind any black rubber marks



Floor tiling calls for gentle handling of the soft-face mallet! Engineered with a diameter of 40 mm and an aluminium housing, the SIMPLEX soft-face mallet allows the user to apply the delicate touch necessary for the job thanks to its low weight of 345 g. The most careful application can be accomplished with the soft, blue TPE-soft insert. Those who need slightly greater impact force will opt for the grey, medium hard TPE-mid insert. Both inserts are non-marring and will not leave any undesired marks on the tiles!



DRYWALL CONSTRUCTION

DRYWALL CONSTRUCTION

EH 3013.

| Art. No. | ∅ [mm] | — [mm] | — [mm] | 📦 [g] |
|----------|-----------|------------|------------|----------|
| 3013.050 | 50 | 135 | 370 | 1.060 |

TPE-soft: Hardness ●○○○○

TPE-mid: Hardness ●●○○○

- SIMPLEX soft-face mallet with the insert combination of TPE-soft (blue, soft, no marring) / TPE-mid (grey, medium hard, no marring)
- For gentle positioning in the visible area
- Does not leave behind any black rubber marks



EH 3380.

| Art. No. | Length x Width [mm] | — [mm] | — [mm] | 📦 [g] |
|----------|------------------------|------------|------------|----------|
| 3380.045 | 35 x 45 | 140 | 310 | 920 |

Polyurethane: Hardness ●●●○○

- SECURAL soft-face mallet, non-rebound with rectangular inserts made of polyurethane
- The specialist for corners and edges
- Extremely high impact force at low weight



Essential to the task of drywall construction is the positioning of beams, window sills and similar structures without causing damage or leaving behind any undesired rubber marks. This is where the SIMPLEX soft-face mallets with their non-marring inserts come into play: the grey TPE-mid insert boasts similar impact qualities as the black rubber insert, while the blue TPE-soft insert is substantially softer and thus ideal for work steps that require a careful touch. A popular choice is the version with a diameter of 50 mm (total weight 1,060 g). If the job requires powerful, yet gentle strikes, the SECURAL soft-face mallet is the best option thanks to its medium hard inserts and its weight of 920 g.



DRIVING IN REBAR / METAL STAKES

DRIVING IN REBAR / METAL STAKES

EH 3366.

| Art. No. | ∅ [mm] | — [mm] | — [mm] | 📦 [g] |
|----------|-----------|------------|------------|----------|
| 3366.060 | 60 | 145 | 360 | 1.705 |
| 3366.070 | 70 | 150 | 370 | 2.215 |

Nylon: Hardness ●●●●○

- SUPERCRAFT soft-face mallet, non-rebound with hickory handle
- Prevents risk of injury from metal splinters
- Gentle on the joints, noise-dampening



Put an end to aching joints and the risk of injury from metal splinters! The non-rebound SUPERCRAFT soft-face make it possible to drive in metal stakes and cord irons in a safe and gentle manner. Transmitting the full impact force, the mallet reduces the number of necessary strikes to a minimum. Better yet, its robust nylon insert allows the SUPERCRAFT to generate much less noise than a stonemason's hammer. Ideally suited are the ∅ 60 mm and the ∅ 70 mm versions with a weight of 1.705g and 2.215 g, respectively.



Maintenance and repair work can take vastly different shapes. With the right pick of a HALDER soft-face mallet you will be able to master all types of challenges - from assembling or disassembling gearboxes and engine blocks to changing wheels to such light work as the gentle loosening of plastic panelling.

WORK WITH THE RIGHT

HALDER soft-face mallet and master all challenges.

MAINTENANCE / REPAIR

LIGHT TO MEDIUM WORK



You should refrain from hitting metal with metal at all costs to avoid the high risk of sustaining injury from chipped splinters. This is why it is advisable to use soft-face mallets for maintenance and repair work. For this segment, HALDER offers their entry-level BASEPLEX with red cellulose acetate inserts as well as white and even more wear-resistant nylon inserts. Those who require more flexibility will opt for the SIMPLEX with its insert combination of rubber composition (black, medium hard, impact cushioning) / plastic (red, hard). Users frequently choose the Ø 40 mm and Ø 50 mm versions.

LIGHT TO MEDIUM WORK

EH 3026.

| Art. No. | Ø [mm] | — [mm] | — [mm] | 📖 [g] |
|----------|--------|---------|---------|-------|
| 3026.040 | 40 | 115 | 325 | 640 |
| 3026.050 | 50 | 135 | 370 | 1.130 |

Rubber composition: Hardness ●●○○○
Plastic: Hardness ●●●●○

- SIMPLEX soft-face mallet with the insert combination of rubber composition (black, medium hard, impact cushioning, odourless, low-wear) / plastic (red, hard, oil and grease resistant)
- Exceptionally versatile
- HALDER top seller!
- Prevents risk of injury from metal splinters



EH 3968.

| Art. No. | Ø [mm] | — [mm] | — [mm] | 📖 [g] |
|----------|--------|---------|---------|-------|
| 3968.040 | 40 | 107 | 325 | 510 |
| 3968.050 | 50 | 115 | 340 | 940 |

Cellulose acetate: Hardness ●●●●○
Nylon: Hardness ●●●●○

- BASEPLEX soft-face with the insert combination of cellulose acetate (red, hard, oil and grease resistant) / nylon (white, wear-resistant)
- Body made of high-quality zinc die-cast with overstrike protector
- Entry model with accustomed HALDER quality



POWERFUL WORK

POWERFUL WORK

EH 3366.

| Art. No. | Ø [mm] | — [mm] | — [mm] | 📖 [g] |
|----------|-----------|------------|------------|----------|
| 3366.050 | 50 | 120 | 365 | 990 |
| 3366.060 | 60 | 145 | 360 | 1.705 |
| 3366.070 | 70 | 150 | 370 | 2.215 |

Nylon: Hardness ●●●●○

- SUPERCRAFT soft-face mallet, non-rebound with hickory handle
- Inserts made of special nylon with maximum strength
- Noise-dampening, gentle on the joints, high impact force transmission



EH 3377.

| Art. No. | Ø [mm] | — [mm] | — [mm] | 📖 [g] |
|----------|-----------|------------|------------|----------|
| 3377.050 | 50 | 120 | 315 | 1.150 |
| 3377.060 | 60 | 145 | 325 | 1.750 |
| 3377.070 | 70 | 150 | 335 | 2.250 |

Nylon: Hardness ●●●●○

- SUPERCRAFT soft-face mallet, non-rebound with steel tube handle
- Break-proof steel tube handle, non-slip rubber grip
- Completely robot-welded



The non-rebound SUPERCRAFT soft-face mallets made by HALDER make it possible to apply great impact force during repair work that requires a great deal of power - without the need to use steel hammers. Tasks like disassembling gearboxes and engine blocks or adjusting shafts and gearing during the assembly of gearboxes and engine blocks can thus be completed with minimum strain on the joints. The versions with Ø 50 mm through Ø 70 mm possess the own weight necessary for performing these tasks and are fitted with inserts made of special nylon that are very durable. As for the handle, users can select between an ultra durable wooden handle (hickory) and a steel tube handle with non-slip rubber grip.

AUTOMOTIVE AND TRUCK SECTOR

The repair work performed in workshops is of great variety. The SIMPLEX line is HALDER's answer to the challenges posed by these diverse tasks: The insert combination of copper/soft metal allows for powerful strikes with different levels of impact strength. This makes it possible, for instance, to loosen seized lower ball joints in tight spaces. Anyone working with oily hands should rely on the non-rebound SUPERCRAFT soft-face mallet with 3-component handle as the handle's non-slip rubberised surface prevents the hammer from slipping out of the user's hand. The punch with nylon head complements this tool as a handy helper!



AUTOMOTIVE AND TRUCK SECTOR

EH 3399.

| Art. No. | ∅ [mm] | — [mm] | — [mm] | 📦 [g] |
|----------|-----------|------------|------------|----------|
| 3399.050 | 50 | 120 | 375 | 1.030 |

Nylon: Hardness ●●●●○

- SUPERCRAFT soft-face mallet, non-rebound with 3-component handle
- Break-proof, non-slip 3-component handle with fibre-glass core
- Replaceable inserts made of special nylon



EH 3749.

| Art. No. | ∅ [mm] | — [mm] | — [mm] | 📦 [g] |
|----------|-----------|------------|------------|----------|
| 3749.040 | 40 | 115 | 330 | 1.195 |

Copper: Hardness ●●●●●
Soft metal: Hardness ●●●●●

- SIMPLEX soft-face mallet with the insert combination of copper (hard) / soft metal (silver, hard, heat-resistant)
- Replaces classic copper and lead hammers with only one product
- Enhanced impact force thanks to reinforced cast iron housing



EH 3408.

| Art. No. | ∅ [mm] | — [mm] | 📦 [g] |
|----------|-----------|------------|----------|
| 3408.012 | 12 | 170 | 130 |

Nylon: Hardness ●●●●○

- Punch
- With replaceable inserts made of special nylon
- For gently installing and removing bushings and ball bearings



CHANGING STUCK TIRES

CHANGING STUCK TIRES

EH 3379.

| Art. No. | ∅ [mm] | — [mm] | — [mm] | 📦 [g] |
|----------|-----------|------------|------------|----------|
| 3379.060 | 60 | 120 | 315 | 1.300 |

- BLACKCRAFT soft-face mallet, non-rebound with steel tube handle
- Fully covered with a polyurethane coating
- Gentle release of the rims without scratching



EH 3366.

| Art. No. | ∅ [mm] | — [mm] | — [mm] | 📦 [g] |
|----------|-----------|------------|------------|----------|
| 3366.081 | 80 | 200 | 880 | 4.410 |

Nylon: Hardness ●●●●○

- SUPERCRAFT sledge hammer, non-rebound with hickory handle
- Allows for extremely powerful, yet joint-friendly strikes
- Ergonomic and very stable hickory handle



HALDER offers the solution to stuck tires with their fully encased, non-rebound BLACKCRAFT soft-face mallet. With this hammer, even aluminium wheel rims can be loosened in a gentle manner and without scratching. The great weight of the head, the short length of the handle and the steel shot filling in the hammer head make it possible to strike with satisfying force over a short distance. Loosening lorry wheels usually requires greater impact force. This is where the non-rebound SUPERCRAFT sledge hammer with nylon inserts and a total weight of 4,410 g comes into play.

One hammer to do it all? There is no such thing. At least not if you take your job seriously. This is because there is a clear difference between a task requiring a great deal of force, such as detaching an old door jamb, and a job involving delicate taps, such as work on a valuable piece of furniture. For this reason, HALDER carries a wide variety of soft-face mallets, which share the option of precise customisation for


ALL TYPES

of joiner's work.

JOINERY

WORK ON LIGHTWEIGHT, SENSITIVE WORKPIECES / VENEERING / FURNITURE ASSEMBLY

A joiner's work is made a great deal less complicated by HALDER's soft-face mallet: the need for a wooden spacer is eliminated in such applications as veneering or the assembly of cabinets. The protective inserts can be used to strike the corresponding workpiece directly. Ideally suited for this purpose is the soft, blue TPE-soft insert when used in combination with the white, slightly harder superplastic insert. The overhang of the 50:40 inserts virtually excludes the formation of any scratches on the workpiece. Those who wish to pick their own impact force will choose the version that comes with the lightweight aluminium housing.



WORK ON LIGHTWEIGHT, SENSITIVE WORKPIECES / VENEERING / FURNITURE ASSEMBLY

EH 3017.

| Art. No. | ∅ [mm] | — [mm] | — [mm] | 📦 [g] |
|----------|-----------|------------|------------|----------|
| 3017.051 | 50 | 110 | 330 | 680 |

TPE-soft: Hardness ●○○○○
Superplastic: Hardness ●●●○○

- SIMPLEX soft-face mallet with the insert combination of TPE-soft (blue, soft, no marring) / superplastic (white, medium hard, very durable)
- Allows for assembly / veneering work without a striking block
- Protruding inserts prevent scratches on the workpiece



EH 3117.

| Art. No. | ∅ [mm] | — [mm] | — [mm] | 📦 [g] |
|----------|-----------|------------|------------|----------|
| 3117.051 | 50 | 110 | 330 | 430 |

TPE-soft: Hardness ●○○○○
Superplastic: Hardness ●●●○○

- SIMPLEX soft-face mallet with the insert combination of TPE-soft (blue, soft, no marring) / superplastic (white, medium hard, very durable)
- Protruding inserts prevent scratches on the workpiece
- Extra lightweight



NON-REBOUND WORK / CHISEL WORK

NON-REBOUND WORK / CHISEL WORK



User who need more moving power (e.g. during chisel work) will rely on non-rebound mallets. A very popular choice is the SUPERCRAFT soft-face mallet with hickory handle and nylon inserts, which comes in the sizes of Ø 40 mm and Ø 60 mm. Offering maximum impact cushioning, the SECURAL soft-face mallet with its yellow, medium hard and angular inserts made of polyurethane allows the user to work with minimum strain on the joints.

EH 3366.

| Art. No. | Ø [mm] | — [mm] | — [mm] | 🏺 [g] |
|----------|--------|---------|---------|-------|
| 3366.040 | 40 | 115 | 355 | 715 |
| 3366.060 | 60 | 145 | 360 | 1.705 |

Nylon: Hardness ●●●●○

- SUPERCRAFT soft-face mallet, non-rebound with hickory handle
- Gentle on the joints, for powerful strikes
- With hard inserts made of special nylon



EH 3380.

| Art. No. | Length x Width [mm] | — [mm] | — [mm] | 🏺 [g] |
|----------|---------------------|---------|---------|-------|
| 3380.045 | 35 x 45 | 140 | 310 | 920 |

Polyurethan: Hardness ●●●○

- SECURAL soft-face mallet, non-rebound with rectangular inserts made of polyurethane
- High impact force, maximum rebound damping
- Joint-friendly alternative to ordinary mallets



Whether you use them during glazing or while installing windows and glass doors, the soft-face mallets made by HALDER ensure that you will

NOT BREAK ANYTHING

or leave behind blemishes.

GLAZIER / WINDOW CONSTRUCTION



GLAZING PANES / SETTING ALUMINIUM AND PLASTIC STRIPS



For safe glazing, HALDER carries a special soft-face mallet with overhanging inserts. The non-rebound SECURAL soft-face mallet (680 g) provides for excellent reach into the corners thanks to its angular inserts. Made of polyurethane, these medium hard, yellow inserts will not leave any blemishes. Aluminium strips can therefore be inserted without endangering the pane or scratching the strip. The special shape of the handle end makes it a breeze to press in rubber seals of various sizes, as it lets you work with a narrow or an extra wide surface depending on how you position the end of the handle.

GLAZING PANES / SETTING ALUMINIUM AND PLASTIC STRIPS

EH 3380.

| Art. No. | Length x Width [mm] | — [mm] | — [mm] | 🏋️ [g] |
|----------|------------------------|------------|------------|-----------|
| 3380.140 | 30 x 40 | 117 | 325 | 680 |

Polyurethane: Hardness ●●●○○

- SECURAL soft-face mallet, non-rebound with rectangular inserts made of polyurethane
- Rectangular, protruding inserts for safely placing the bar
- Special handle end for press fitting the rubber seals



Whether your work involves placing a roof truss,
positioning beams or securing vapour barriers,
you will find

THE TOOL TO MATCH

each of your applications in our comprehensive
product range. At HALDER, you will everything
that makes your work life easier: from
the SIMPLEX soft-face mallet to the SIMPLEX
sledge hammer to magnetic holders.

CARPENTER / TIMBER FRAMER



PLACING A ROOF TRUSS / POSITIONING BEAMS

A common choice for the task of positioning beams are our SIMPLEX soft-face mallets with the insert combination of rubber composition / superplastic in Ø 80 mm or as a sledge hammer with a long hickory handle. Users who prefer to work with zero rebound will opt for SUPERCRAFT soft-face mallets.



PLACING A ROOF TRUSS / POSITIONING BEAMS

EH 3027.

| Art. No. | Ø [mm] | — [mm] | — [mm] | 📦 [g] |
|----------|--------|--------|--------|-------|
| 3027.080 | 80 | 175 | 490 | 2.770 |

Rubber composition: Hardness ●●○○○
Superplastic: Hardness ●●●○○

- SIMPLEX soft-face mallet with the insert combination of rubber composition (black, medium hard, impact cushioning, odourless, low-wear) / superplastic (white, medium hard, very durable)
- Great flexibility thanks to inserts of different hardness levels
- High-quality, vibration-damping and ergonomically shaped wooden handle



EH 3027.

| Art. No. | Ø [mm] | — [mm] | — [mm] | 📦 [g] |
|----------|--------|--------|--------|-------|
| 3027.100 | 100 | 200 | 1.000 | 5.350 |

Rubber composition: Hardness ●●○○○
Superplastic: Hardness ●●●○○

- SIMPLEX sledge hammer with the insert combination of rubber composition (black, medium hard, impact cushioning, odourless, low-wear) / superplastic (white, medium hard, very durable)
- Very stable hickory handle, long handle protection sleeve
- High impact force



EH 3366.

| Art. No. | Ø [mm] | — [mm] | — [mm] | 📦 [g] |
|----------|--------|--------|--------|-------|
| 3366.070 | 70 | 150 | 370 | 2.215 |

Nylon: Hardness ●●●●○

- SUPERCRAFT soft-face mallet, non-rebound with hickory handle
- Gentle on the joints, for powerful strikes
- With hard inserts made of special nylon



PLACING PREFAB WALLS

PLACING PREFAB WALLS

EH 3013.

| Art. No. | Ø [mm] | — [mm] | — [mm] | ♁ [g] |
|----------|-----------|------------|------------|----------|
| 3013.080 | 80 | 175 | 490 | 2.760 |

TPE-soft: Hardness ●○○○○
TPE-mid: Hardness ●●○○○

- SIMPLEX soft-face mallet with the insert combination of TPE-soft (blue, soft, no marring) / TPE-mid (grey, medium hard, no marring)
- For gentle positioning without impressions, defects or other types of damage.
- Does not leave behind any black rubber marks



EH 3366.

| Art. No. | Ø [mm] | — [mm] | — [mm] | ♁ [g] |
|----------|-----------|------------|------------|----------|
| 3366.107 | 100 | 210 | 1.000 | 7.050 |

Nylon: Hardness ●●●●○

- SUPERCRAFT sledge hammer, non-rebound with hickory handle
- Allows for extremely powerful, yet joint-friendly strikes
- Ergonomic and very stable hickory handle



The SIMPLEX soft-face mallet is an excellent choice for placing and positioning the individual elements in prefabricated-house construction Ø 80 mm (2,760 g) with TPE-soft (soft) / TPE-mid (medium hard) inserts. Leaving no marring, these inserts also prevent impressions, defects or other types of damage. Those who need to move a lot of mass will opt for the 7 kg non-rebound SUPERCRAFT sledge hammer with Ø 100 mm.



CHISEL WORK

CHISEL WORK

EH 3366.

| Art. No. | Ø [mm] | — [mm] | — [mm] | ♁ [g] |
|----------|-----------|------------|------------|----------|
| 3366.040 | 40 | 115 | 355 | 715 |

Nylon: Hardness ●●●●○

- SUPERCRAFT soft-face mallet, non-rebound with hickory handle
- Gentle on the joints, for powerful strikes
- Helps preserve the chisel



EH 3117.

| Art. No. | Ø [mm] | — [mm] | — [mm] | ♁ [g] |
|----------|-----------|------------|------------|----------|
| 3117.050 | 50 | 135 | 370 | 645 |

TPE-soft: Hardness ●○○○○
Superplastic: Hardness ●●●○○

- SIMPLEX soft-face mallet with the insert combination of TPE-soft (blue, soft, no marring) / superplastic (white, medium hard, very durable)
- Easy to carry along thanks to low weight
- Great flexibility thanks to different inserts



The non-rebound SUPERCRAFT soft-face mallet Ø 40 mm (715 g) makes working with the chisel an absolute breeze. Ensuring that the impact force is fully transmitted to the chisel, the mallet is gentle both on the joints and the chisel. Those preferring a larger contact surface will choose the SIMPLEX soft-face mallet Ø 50 mm. The superplastic side can be used to strike the chisel, while the TPE-soft side also lets the user perform woodworking that requires a light touch. Weighing a mere 645 g thanks to its aluminium housing, this hammer can be carried along with ease.

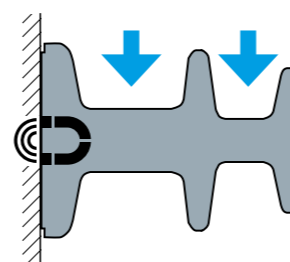
SECURING VAPOUR BARRIERS

SECURING VAPOUR BARRIERS

EH 3688.

| Art. No. | Color | ∅ [mm] | H [mm] | W [g] |
|----------|-------|-----------|-----------|----------|
| 3688.003 | black | 75/70/55 | 100 | 250 |

- Magnetic holder made of plastic with six neodymium magnets
- High holding force, rubber-encased contact surface
- Highly flexible and portable



Gone with the wind - struggling with gusting wind while trying to attach the sheets of film can be a major hassle. HALDER solves this problem with powerful and portable magnetic holders that make it a breeze to fix the vapour barriers in place.



It clearly makes a difference whether you must proceed with caution during crimping applications or need to apply sound strikes on piping. At HALDER, you will find

THE RIGHT HAMMER

in exactly the configuration that you need for your particular application - from the small BASEPLEX to the FERROPLEX combi hammer. Manufactured with premium quality and gentle both on your joints and your workpiece.

TINSMITH WORK

FOLDING AND BENDING WORK

FOLDING AND BENDING WORK

EH 3366.

| Art. No. | ∅ [mm] | — [mm] | — [mm] | 📦 [g] |
|----------|-----------|------------|------------|----------|
| 3366.225 | 25 | 105 | 305 | 325 |
| 3366.230 | 30 | 110 | 330 | 460 |

Nylon: Hardness ●●●●○

- SUPERCRAFT soft-face mallet, non-rebound with hickory handle
- Rounded inserts are incorporated on one side
- Prevents damage, impressions and tearing of the sheet metal



EH 3118.

| Art. No. | ∅ [mm] | — [mm] | — [mm] | 📦 [g] |
|----------|-----------|------------|------------|----------|
| 3118.030 | 30 | 90 | 295 | 200 |
| 3118.040 | 40 | 115 | 325 | 380 |

TPE-soft: Hardness ●○○○○
Nylon: Hardness ●●●●○

- SIMPLEX soft-face mallet with the insert combination of TPE-soft (blue, soft, no marring) / nylon (white, hard, very wear-resistant, no chipping even in sub-zero temperatures, oil and grease resistant)
- Very flexible thanks to inserts with different degrees of hardness
- Extra lightweight



The tools of choice for sheet metal working and crimping are small soft-face mallets with a diameter of 25 mm and 30 mm. A particular favourite are our SUPERCRAFT soft-face mallets with hickory handle, which allow for non-rebound work and strikes with great precision. Compared to the standard line, this series features a rounded insert on one side with a radius that is ideally suited for crimping applications. It protects the material against damage and will keep it from tearing. Users who wish to apply exactly the amount of impact force that is needed and benefit from inserts of varying hardness will select the SIMPLEX soft-face mallet with the insert combination of TPE-soft (blue, soft, no marring) / nylon (white, hard).



INSTALLATION WORK

You will be prepared for anything your work can throw at you if you pack a HALDER soft-face mallet into your toolbox. Piping and similar workpieces can be joined gently with this tool. The products in HALDER's line-up that are best suited for this job are two models with a diameter of 30 mm: the entry-level BASEPLEX or the combi hammer FERROPLEX, which combines the advantages of a steel hammer with those of a soft-face mallet.



INSTALLATION WORK

EH 3677.

| Art. No. | ∅ [mm] | — [mm] | — [mm] | 📦 [g] |
|----------|-----------|------------|------------|----------|
| 3677.030 | 30 | 104 | 290 | 600 |

Nylon: Hardness ●●●●○

- FERROPLEX combi hammer
- 2-in-1 combi hammer (steel hammer plus soft-face mallet)
- Break-proof steel tube handle, non-slip rubber grip



2→1

EH 3968.

| Art. No. | ∅ [mm] | — [mm] | — [mm] | 📦 [g] |
|----------|-----------|------------|------------|----------|
| 3968.030 | 30 | 95 | 280 | 360 |

Nylon: Hardness ●●●●○
Celluloseacetat: Hardness ●●●●○

- BASEPLEX soft-face mallet with the insert combination of cellulose acetate (red, hard, oil and grease resistant) / nylon (white, wear-resistant)
- Body made of high-quality zinc die-cast with overstrike protector
- Entry model with accustomed HALDER quality



Positioning workpieces, loosening flanges, adjusting pipelines, aligning frames, opening moulds - the applications in the metalworking industry are just as varied as the soft-face mallets made by HALDER. The name of our soft-face mallets are SIMPLEX, SUPERCRAFT or SECURAL, and you can customise their configuration

**TO YOUR SPECIFIC
NEEDS.**

METALWORKING INDUSTRY

POSITIONING / JOINING WORKPIECES

Non-rebound SUPERCRAFT soft-face mallets with hard nylon inserts and non-slip rubber grip are frequently used for the positioning of workpieces in fixtures. Strikes executed with the SUPERCRAFT can be dosed with exact precision and generate only minimum noise and strain on the joints. The diameters most commonly used are 40 mm to 60 mm. Larger workpieces can be processed with SUPERCRAFT sledge hammers. Those who need to strike with ultimate precision can pick drop-mallets, which do not have a handle and thus allow the user to hold the hammer head directly in their hand.



POSITIONING / JOINING WORKPIECES

EH 3377.

| Art. No. | ∅ [mm] | — [mm] | — [mm] | 📦 [g] |
|----------|--------|---------|---------|-------|
| 3377.040 | 40 | 115 | 305 | 805 |
| 3377.050 | 50 | 120 | 315 | 1.150 |
| 3377.060 | 60 | 145 | 325 | 1.750 |

Nylon: Hardness ●●●●○

- SUPERCRAFT soft-face mallet, non-rebound with steel tube handle
- Break-proof steel tube handle, non-slip rubber grip
- Nylon inserts will even hold up to strikes on steel edges



EH 3408.

| Art. No. | ∅ [mm] | — [mm] | 📦 [g] |
|----------|--------|---------|-------|
| 3408.030 | 30 | 155 | 470 |
| 3408.040 | 40 | 160 | 785 |

Nylon: Hardness ●●●●○

- Drop-mallet, non-rebound
- Allows for precise strikes with accurately applied force
- With replaceable inserts made of special nylon



EH 3366.

| Art. No. | ∅ [mm] | — [mm] | — [mm] | 📦 [g] |
|----------|--------|---------|---------|-------|
| 3366.107 | 100 | 210 | 1.000 | 7.050 |

Nylon: Hardness ●●●●○

- SUPERCRAFT sledge hammer, non-rebound with hickory handle
- For extremely powerful, yet joint-friendly strikes
- Ergonomic and very stable hickory handle



STRAIGHTENING WORK, PLANT CONSTRUCTION

An excellent choice for loosening flanges during maintenance work and for adjusting piping during the assembly of screw connections is the SIMPLEX soft-face mallet with the insert combination of copper / nylon. It is capable of delivering hard strikes without causing any damage. Gentle on the joints, our non-rebound SUPERCRAFT soft-face mallets are used for aligning frames and for adjusting struts and shackles during joining work. Extremely popular are the sizes of Ø 40 mm to Ø 60 mm with steel tube handle and non-slip rubber grip. A great deal of power is required for such tasks as moving and shifting frames as well as for disassembling flanges from the piping of large plants. Our non-rebound SUPERCRAFT sledge hammers serve as dependable helpers during these tasks.



STRAIGHTENING WORK, PLANT CONSTRUCTION

EH 3748.

| Art. No. | Ø [mm] | — [mm] | — [mm] | ⚖ [g] |
|----------|--------|--------|--------|-------|
| 3748.040 | 40 | 115 | 330 | 1.150 |

Nylon: Hardness ●●●●○
Copper: Hardness ●●●●●

- SIMPLEX soft-face mallet with the insert combination of copper (hard) / nylon (white, hard, very wear-resistant, no chipping even in sub-zero temperatures, oil and grease resistant)
- Copper insert allows for maximum impact force
- Great head weight thanks to reinforced housing



EH 3377.

| Art. No. | Ø [mm] | — [mm] | — [mm] | ⚖ [g] |
|----------|--------|--------|--------|-------|
| 3377.060 | 60 | 145 | 325 | 1.750 |

Nylon: Hardness ●●●●○

- SUPERCRAFT soft-face mallet, non-rebound with steel tube handle
- Break-proof steel tube handle, non-slip rubber grip
- Nylon inserts will even hold up to strikes on steel edges



EH 3366.

| Art. No. | Ø [mm] | — [mm] | — [mm] | ⚖ [g] |
|----------|--------|--------|--------|-------|
| 3366.107 | 100 | 210 | 1.000 | 7.050 |

Nylon: Hardness ●●●●○

- SUPERCRAFT sledge hammer, non-rebound with hickory handle
- For extremely powerful, yet joint-friendly strikes
- Ergonomic and very stable hickory handle



HOUSING ASSEMBLY, MOULD CONSTRUCTION

HOUSING ASSEMBLY, MOULD CONSTRUCTION

EH 3089.

| Art. No. | ∅ [mm] | — [mm] | — [mm] | ♁ [g] |
|----------|-----------|------------|------------|----------|
| 3089.050 | 50 | 135 | 370 | 1.265 |
| 3089.060 | 60 | 150 | 405 | 1.730 |

Nylon: Hardness ●●●●○
Soft metal: Hardness ●●●●●

- SIMPLEX soft-face mallet with the insert combination of nylon (white, hard, very wear-resistant, no chipping, oil and grease resistant) / soft metal (silver, hard, heat-resistant)
- Allows for great impact forces without causing any damage
- The nylon side can be used for work on hot moulds as well



Our SIMPLEX soft-face mallet with the insert combination of nylon / soft metal is used to open sand casting moulds during the production of cast parts or during the removal of leftover sprue. It will also stand up to high temperatures and allows for the gentle processing of casting moulds.



Driving in stakes, splitting coniferous wood, hardwood, metre logs or kindling, wedging wood open, and inspecting trees - the jobs in agriculture and forestry are manifold and often demanding. Good thing to have a supplier in HALDER who has

THE RIGHT TOOL

for all of these jobs. Distinguished by its premium workmanship and abundance of model versions, it allows you to work without fatiguing and with minimum strain on your joints.




AGRICULTURE / FORESTRY



LOG SPLITTING, WEDGE WORK

LOG SPLITTING, WEDGE WORK

EH 3008.

| Art. No. | ∅ [mm] |  [mm] |  [mm] |  [g] |
|----------|-----------|---|---|--|
| 3008.160 | 60 | 65 | 900 | 4.100 |

Nylon: Hardness ●●●●○

- SIMPLEX splitting maul
- Extreme splitting action thanks to turned nose and top heaviness
- Low-wear nylon insert for the safe striking of wedges/stakes



The SIMPLEX splitting maul is the tool of choice for log splitting. The drop-forged splitting insert delivers extremely high splitting action thanks to its turned nose. This effect is amplified by its total weight of 4,100 g and high top heaviness. The protective insert on the opposite side makes it possible to wedge wood open in a safe and gentle manner and without the need to rely on a second tool!



SPLITTING OF SOFTWOOD, WEDGE WORK

SPLITTING OF SOFTWOOD, WEDGE WORK

EH 3008.

| Art. No. | ∅ [mm] | [mm] | [mm] | [g] |
|----------|-----------|----------|----------|---------|
| 3008.750 | 50 | 100 | 765 | 2.700 |

Nylon: Hardness ●●●●○

- SIMPLEX splitting axe, thin shape
- Thin axe blade is ideal for splitting coniferous wood
- Low-wear nylon insert for the safe striking of wedges/stakes



The SIMPLEX splitting axes offer the convenience of two tools in one: a splitting axe and a soft-face mallet. Its optimised wedge ribs make the axe blade built into this model the ideal choice for splitting hardwood. The ribs increase the splitting action and keep the tool from becoming stuck in the wood. The protective insert on the opposite side makes it possible to wedge open wood in a safe and gentle manner.

SPLITTING OF HARDWOOD, WEDGE WORK

The SIMPLEX splitting axes from HALDER offer the convenience of two tools in one: a splitting axe and a soft-face mallet. The axe blade incorporated into this model is ideally suited for splitting hard deciduous wood thanks to its optimized wedge ribs. These ribs boost the impact force and keep the tool from becoming stuck in the wood. The nylon insert on the opposite side makes it possible to wedge open wood in a safe and gentle manner.



SPLITTING OF HARDWOOD, WEDGE WORK

EH 3008.

| Art. No. | ∅ [mm] | [mm] | [mm] | [g] |
|----------|-----------|----------|----------|---------|
| 3008.751 | 50 | 100 | 765 | 2.840 |

Nylon: Hardness ●●●●○

- SIMPLEX splitting axe with wedge ribs
- Axe blade with wedge ribs is ideal for splitting deciduous wood/hardwood
- Low-wear nylon insert for the safe striking of wedges/stakes



SPLITTING OF SMALLER LOGS / KINDLING

SPLITTING OF SMALLER LOGS / KINDLING

EH 3555.

| Art. No. |  [mm] |  [mm] |  [g] |
|----------|--|--|---|
| 3555.375 | 90 | 370 | 1.000 |

- Hand axe
- Robust all-metal design made of special heat-treated steel
- Anti-slip leather handle contours to the shape of the hand



Weighing 1,000 g, this all-steel axe with leather handle is perfectly balanced. Aside from being a true feast for the eyes, this axe is a joy to use during the splitting of smaller logs and kindling. For all those who wish to treat themselves or are on the lookout for a premium gift.



WEDGE WORK

WEDGE WORK



Those who constantly work with wedges should trust in non-rebound mallets that come with wear-resistant nylon inserts. Capable of standing up to sub-zero temperatures, these inserts come standard with both the SUPERCRAFTS soft-face mallets and the forestry sledges made by HALDER. Generating tremendous impact force while being easy on both the joints and the ears, these products are a sheer joy to the user! For maximum results, they are best used with HALDER's twisted splitting wedge made from steel, which delivers powerful splitting action thanks to its rotation by 20°.

EH 3366.

| Art. No. | ∅ [mm] | — [mm] | — [mm] | 📦 [g] |
|----------|--------|--------|--------|-------|
| 3366.060 | 60 | 145 | 360 | 1.705 |

Nylon: Hardness ●●●●○

- SUPERCRAFT soft-face mallet, non-rebound with hickory handle
- Drive in metal wedges safely (no risk of splinters)
- Gently drive in wedges made of aluminium or plastic



EH 3366.

| Art. No. | ∅ [mm] | — [mm] | — [mm] | 📦 [g] |
|----------|--------|--------|--------|-------|
| 3366.0S6 | 100 | 265 | 1.000 | 6.500 |

Nylon: Hardness ●●●●○

ATTENTION:
 Not suitable for use in industrial production or other sensitive environments!
 No impact plates between steel shot and inserts!

- Forestry sledge non-rebound with hickory handle
- Drive in metal wedges safely (no risk of splinters)
- Very durable, replaceable, and splinter-proof flat inserts made of special nylon



EH 3556.

| Art. No. | 📐 [mm] | — [mm] | 📦 [g] |
|----------|--------|--------|-------|
| 3556.260 | 50 | 260 | 3.100 |

- Twisted splitting wedge
- Solid, forged, and delivering powerful splitting action thanks to 20° rotation
- Slanted grooves keep the wedge from rebounding - even in frozen wood



FENCE CONSTRUCTION

FENCE CONSTRUCTION

EH 3007.

| Art. No. | ∅ [mm] | — [mm] | — [mm] | 🏋️ [g] |
|----------|-----------|------------|------------|-----------|
| 3007.125 | 125 | 215 | 1.040 | 7.700 |

Superplastic: Hardness ●●●○

- SIMPLEX sledge hammer with superplastic inserts on both sides (white, medium hard, very durable)
- Oversized contact surfaces keep stakes from splintering
- Great head weight ensures high impact force



Wooden stakes will splinter if driven in with steel hammers or soft-face mallets whose head diameter is too small. This is why HALDER offers the SIMPLEX sledge hammer with superplastic inserts and an extra large diameter of 125 mm. The non-rebound forestry sledges deliver increased impact force, while their completely flat nylon inserts prevent the stakes from splintering.



EH 3366.

| Art. No. | ∅ [mm] | — [mm] | — [mm] | 🏋️ [g] |
|----------|-----------|------------|------------|-----------|
| 3366.0S6 | 100 | 265 | 1.000 | 6.500 |

Nylon: Hardness ●●●●○

ATTENTION:
Not suitable for use in industrial production or other sensitive environments!
No impact plates between steel shot and inserts!



- Forestry sledge non-rebound with hickory handle
- Extremely high impact force
- Perfectly flat nylon inserts keep stakes from splintering

TREE INSPECTION

TREE INSPECTION

EH 3127.

| Art. No. | ∅ [mm] | — [mm] | — [mm] | ♻️ [g] |
|----------|-----------|------------|------------|-----------|
| 3127.040 | 40 | 115 | 325 | 375 |

Rubber composition: Hardness ●●○○○
Superplastic: Hardness ●●●○○

- SIMPLEX soft-face mallet with the insert combination of rubber composition (black, medium hard, impact cushioning, odourless, low-wear) / superplastic (white, medium hard, very durable)
- Easy to carry along thanks to low weight
- High flexibility thanks to different degrees of hardness of the inserts



For tree inspections, HALDER offers a soft-face mallet that is easy to carry along thanks to its light weight of merely 375 g, its aluminium housing and its diameter of 40 mm. The varying hardness between the rubber and superplastic inserts provide for the necessary flexibility.



Working in upholstery and in the saddler's trade is full of different challenges - ranging from the gentle stripping of upholstered furniture to punching holes with great force. Good to know that HALDER has

THE RIGHT HAMMER

for all of your applications!

UPHOLSTERER / SADDLER

DRIVING IN STUDS / FLATTENING ORNAMENTAL SEAMS



With its Ø 25 mm diameter, the HALDER SUPERCRAFT soft-face mallet is ideally suited for driving in studs in a quick and gentle manner. Compared to the standard line, this series features a rounded insert on one side. It thus makes scratches and damage a thing of the past. It also allows you to tap ornamental seams flat with great force, yet without leaving any marks.

DRIVING IN STUDS / FLATTENING ORNAMENTAL SEAMS

EH 3366.

| Art. No. | Ø [mm] | — [mm] | — [mm] | ♣ [g] |
|----------|-----------|------------|------------|----------|
| 3366.225 | 25 | 105 | 305 | 325 |

Nylon: Hardness ●●●●○

- SUPERCRAFT soft-face mallet, non-rebound with hickory handle
- Contains one flat and one rounded insert each
- Prevents damage and impressions



PUNCHING HOLES / DRIVING IN EYELETS AND UPHOLSTERY STAPLES

The key to driving in eyelets properly is to apply force with pinpoint accuracy. Dependable helpers that let you accomplish this task are our SUPERCRAFT soft-face mallets with Ø 40 mm and Ø 50mm and with your preference of a hickory or steel handle plus non-slip rubber grip. Once you have started working with our SUPERCRAFT, you will never want to miss its much greater impact force ever again.



PUNCHING HOLES / DRIVING IN EYELETS AND UPHOLSTERY STAPLES

EH 3366.

| Art. No. | Ø [mm] | — [mm] | — [mm] | 🏋️ [g] |
|----------|--------|---------|---------|--------|
| 3366.040 | 40 | 115 | 355 | 715 |
| 3366.050 | 50 | 120 | 365 | 990 |

Nylon: Hardness ●●●●○

- SUPERCRAFT soft-face mallet, non-rebound with hickory handle
- Noise-dampening, gentle on the joints, high impact force transmission
- Ergonomic and very stable hickory handle



EH 3377.

| Art. No. | Ø [mm] | — [mm] | — [mm] | 🏋️ [g] |
|----------|--------|---------|---------|--------|
| 3377.140 | 40 | 115 | 305 | 805 |
| 3377.150 | 50 | 120 | 315 | 1.150 |

Nylon: Hardness ●●●●○

- SUPERCRAFT soft-face mallet, non-rebound with steel tube handle and yellow fluorescent powder coating
- Noise-dampening, gentle on the joints, high impact force transmission
- Break-proof steel tube handle, non-slip rubber grip



STRIPPING UPHOLSTERY / LOOSENING STAPLES

The HALDER SIMPLEX soft-face mallet is a true jack-of-all-trades thanks to the different nature of its two inserts. The white side can be used to effortlessly undo staples with a staple remover. The blue side allows you to knock off dowelled connections or dowels gently and without causing any damage. The conceivable applications are unlimited. At merely 430 g, the minuscule weight of the aluminium housing is sure to let you work with much less fatigue. If you need greater impact force, we recommend that you opt for the cast iron housing (680 g).



STRIPPING UPHOLSTERY / LOOSENING STAPLES

EH 3017.

| Art. No. | ∅ [mm] | — [mm] | — [mm] | 🏠 [g] |
|----------|--------|---------|---------|-------|
| 3017.051 | 50 | 110 | 330 | 680 |

TPE-soft: Hardness ●○○○○
Superplastic: Hardness ●●●○○

- SIMPLEX soft-face mallet with the insert combination of TPE-soft (blue, soft, no marring) / superplastic (white, medium hard, very durable)
- White insert for loosening staples with the help of a staple remover
- Blue side for knocking off dowelled connections or dowels



EH 3117.

| Art. No. | ∅ [mm] | — [mm] | — [mm] | 🏠 [g] |
|----------|--------|---------|---------|-------|
| 3117.051 | 50 | 110 | 330 | 430 |

TPE-soft: Hardness ●○○○○
Superplastic: Hardness ●●●○○

- SIMPLEX soft-face mallet with the insert combination of TPE-soft (blue, soft, no marring) / superplastic (white, medium hard, very durable)
- Protruding inserts prevent scratches on the workpiece
- Extra lightweight



You as a floor layer will welcome anything that makes your job easier. This is why we at HALDER design soft-face mallets - such as our SECURAL - that meet the

SPECIFIC REQUIREMENTS OF EACH AND EVERY TRADE

perfectly.

FLOOR LAYER



PARQUET / LAMINATE LAYING

PARQUET / LAMINATE LAYING

EH 3380.

| Art. No. | Length x Width [mm] | — [mm] | — [mm] | ♻️ [g] |
|----------|------------------------|------------|------------|-----------|
| 3380.040 | 30 x 40 | 117 | 300 | 680 |

Polyurethane: Hardness ●●●○○

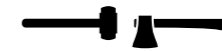
- SECURAL soft-face mallet, non-rebound with rectangular inserts made of polyurethane
- Extremely high impact force despite low weight
- Exceptionally gentle on the joints



The SECURAL mallet is a true specialist for corners and edges thanks to its rectangular, slightly overhanging inserts. The steel shot filling in the hammer head provides for solid and powerful strikes without rebound despite its minuscule total weight of 680 g. This makes painful sinews and elbows a thing of the past. THE hammer for installing parquet and laminate flooring and thus an indispensable helper for any flooring installer!

PART 2

PRODUCT INFORMATION

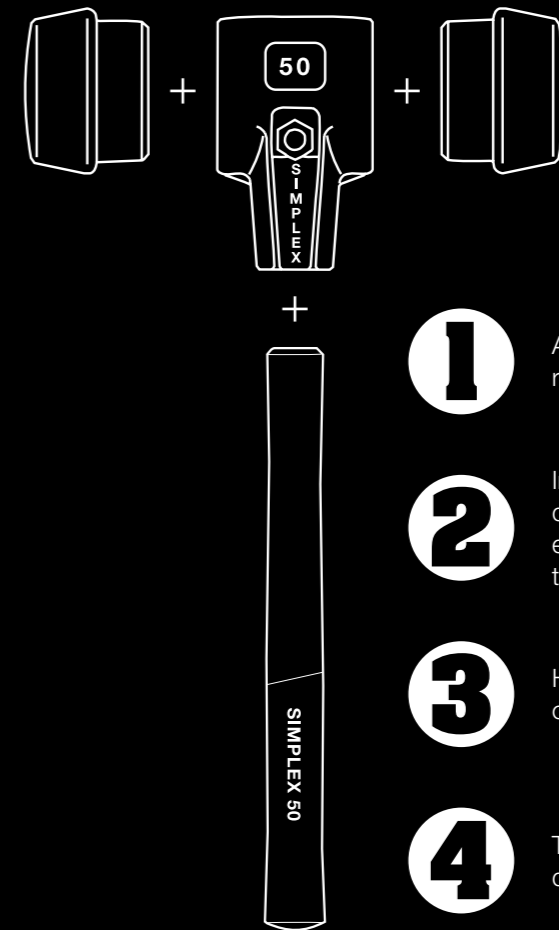


#BeAnOriginalPro

Follow us:
@haldertools



SIMPLY SMART: THE SIMPLEX PRINCIPLE



- 1** All wear parts can be easily replaced at any time.
- 2** Interchangeable insert faces with different degrees of hardness enable individual adaptation to the workpiece.
- 3** Housings of cast iron, aluminum or reinforced cast iron.
- 4** Three different handles of high quality wood or fibre glass.

BUILD YOUR OWN SIMPLEX

INSERTS

From softies to the toughest guys – our range of eight inserts made of high-quality materials offer the right degree of hardness for any job.



HOUSINGS

The different housings have been matched with the widest range of applications: light aluminium housings for work on sensitive workpieces or cast iron housings that will deliver the full impact force.



HANDLES

The advantage is clearly at hand: the right handle will contour to your hand - no matter how gentle or hard your strikes are.



ASSEMBLY INSTRUCTIONS FOR SIMPLEX SOFT-FACE MALLETS, SLEDGE HAMMERS AND FORESTRY TOOLS

| POSSIBLE COMBINATIONS | INSERTS | | | | | | | | FORESTRY TOOLS | | |
|--|--|-------------------------|--------------------------|-------------------------------|--------------------------|------------------------|-----------------------------|-------------------------|------------------|-----------|--|
| | TPE-soft Hardness ●○○○○ | Rubber Hardness ●○○○ | TPE-mid Hardness ●○○○ | Superplastic Hardness ●●○○ | Plastic Hardness ●●○○ | Nylon Hardness ●●○○ | Soft metal Hardness ●●●● | Copper Hardness ●●●● | Splitting insert | Axe blade | Spanner opening Hexagon socket screw |
| Size | Tightening Torque [Nm] (In case of differing values the higher one is to be used) | | | | | | | | | | SO |
| CAST IRON HOUSING WITH WOODEN HANDLE | 30 | 15 | 15 | 15 | 15 | 15 | 17 | — | — | — | 5 |
| | 40 | 25 | 25 | 25 | 25 | 25 | 40 | — | — | — | 6 |
| | 50 | 30 | 30 | 30 | 30 | 30 | 50 | — | — | — | 8 |
| | 60 | 40 | 40 | 40 | 40 | 40 | 75 | — | — | — | 8 |
| | 80 | 50 | 50 | 50 | 50 | — | 50 | 100 | — | — | 10 |
| | 100 | — | 175 | — | 175 | — | — | — | — | — | 14 |
| | 125 | — | — | — | 175 | — | — | — | — | — | 14 |
| | 160 Splitting Maul | — | — | — | — | — | 160 | — | — | 160 | — |
| 750/751 Splitting Axe | — | — | — | — | — | 65 | — | — | 65 | 8 | |
| ALUMINIUM HOUSING WITH WOODEN HANDLE | 30 | 15 | 15 | 15 | 15 | 15 | — | — | — | — | 5 |
| | 40 | 25 | 25 | 25 | 25 | 25 | — | — | — | — | 6 |
| | 50 | 30 | 30 | 30 | 30 | 30 | — | — | — | — | 8 |
| | 60 | 40 | 40 | 40 | 40 | 40 | — | — | — | — | 8 |
| REINFORCED CAST IRON HOUSING WITH FIBRE-GLASS HANDLE | 30 | 40 | 40 | 40 | 40 | 40 | 40 | 40 | — | — | 6 |
| | 40 | 60 | 60 | 60 | 60 | 60 | 60 | 60 | — | — | 8 |
| | 50 | 60 | 60 | 60 | 60 | 60 | 70 | — | — | — | 8 |
| | 60 | 60 | 60 | 60 | 60 | 60 | 80 | — | — | — | 10 |
| | 80 | 90 | 90 | 90 | 90 | — | 90 | 160 | — | — | 14 |

Please observe the tightening torques after fitting replacement parts.
Please only use original HALDER replacement parts for all SIMPLEX soft-face mallets due to safety reasons.

If there is no tightening torque indicated, assembly is not possible in these combinations.

INSERT COMMITMENT

Maximum flexibility thanks to eight different inserts.



→ **TPE-SOFT**
soft / non-marring
hardness ●○○○○



→ **RUBBER COMPOSITION**
medium hard / impact cushioning
odorless / low-wear
hardness ●●○○○



→ **TPE-MID**
medium hard / non-marring
hardness ●●○○○



→ **SUPERPLASTIC**
medium-hard / very durable
wear-resistant
hardness ●●●○○



→ **PLASTIC**
hard / oil and grease resistant
hardness ●●●●○



→ **NYLON**
white / hard / very wear-resistant
no chipping (even at temperatures below zero)
oil and grease resistant / noise-dampening
very high impact
hardness ●●●●○



→ **SOFT METAL**
hard / heat-proof
hardness ●●●●●



→ **COPPER**
with plastic socket / hard
hardness ●●●●●

INSERTS

TPE-SOFT

Hardness ●○○○○

| Art. No. | Ø [mm] | Weight [g] |
|----------|--------|------------|
| 3201.030 | 30 | 23 |
| 3201.040 | 40 | 47 |
| 3201.050 | 50 | 90 |
| 3201.060 | 60 | 135 |
| 3201.080 | 80 | 365 |



A thermoplastic elastomer, the SIMPLEX insert TPE-soft boasts a hardness of approx. 65 Shore A, making it the softest insert of the SIMPLEX series. Offering strong impact cushioning, this blue insert is ideally suited for work that requires a light touch. Unlike conventional rubber mallets, it does not leave behind any undesired black marring.

Application: For very delicate material, gardening and landscaping, floor tiling, natural stone setting, furniture assembly, drywall construction, window and door construction, and joiner's work

RUBBER COMPOSITION

Hardness ●●○○○

| Art. No. | Ø [mm] | Weight [g] |
|----------|--------|------------|
| 3202.030 | 30 | 30 |
| 3202.040 | 40 | 65 |
| 3202.050 | 50 | 125 |
| 3202.060 | 60 | 205 |
| 3202.080 | 80 | 430 |
| 3202.100 | 100 | 600 |



With its hardness of approx. 95 Shore A, the SIMPLEX insert Rubber Composition is a medium hard insert. Impact cushioning and odourless, this low-wear black insert offers a service life that beats that of conventional rubber hammers many times over.

Application: Gardening and landscaping, paving, curbstone setting, masonry and stairs setting, fence construction, scaffold and tent construction, prefabricated-house construction, carpenter's work, and maintenance and repair work

TPE-MID

Hardness ●●○○○

| Art. No. | Ø [mm] | Weight [g] |
|----------|--------|------------|
| 3203.030 | 30 | 22 |
| 3203.040 | 40 | 45 |
| 3203.050 | 50 | 85 |
| 3203.060 | 60 | 140 |
| 3203.080 | 80 | 350 |



A thermoplastic elastomer, the SIMPLEX insert TPE-mid boasts a hardness of approx. 90 Shore A, making it an insert of medium hardness (comparable to the hardness of the rubber composition insert included in the 3202 series). Unlike conventional rubber mallets, this grey insert does not leave behind any undesired black marring.

Application: For delicate materials, gardening and landscaping, natural stone setting, drywall construction, furniture assembly, floor tiling, paving, masonry and stairs setting, window and door construction, and joiner's work

INSERTS

INSERTS

SUPERPLASTIC

Hardness ●●●○○



| Art. No. | Ø [mm] | Weight [g] |
|----------|-----------|---------------|
| 3207.030 | 30 | 22 |
| 3207.040 | 40 | 50 |
| 3207.050 | 50 | 100 |
| 3207.060 | 60 | 160 |
| 3207.080 | 80 | 325 |
| 3207.100 | 100 | 450 |
| 3207.125 | 125 | 735 |
| 3207.141 | 140 | 860 |

With its hardness of approx. 65 Shore D, the SIMPLEX insert Superplastic is a medium hard insert. This white plastic insert is made of extruded and extremely homogeneous material. Compared to injection moulded plastic inserts, it is therefore considerably more wear-resistant and durable.

Application:

Gardening and landscaping, paving, curbstone setting, fence construction, driving steel wedges, scaffold and tent construction, sheet-metal work, prefabricated-house construction, joiner's work, carpenter's work, and furniture assembly

PLASTIC

Hardness ●●●●○



| Art. No. | Ø [mm] | Weight [g] |
|----------|-----------|---------------|
| 3206.030 | 30 | 25 |
| 3206.040 | 40 | 60 |
| 3206.050 | 50 | 115 |
| 3206.060 | 60 | 190 |

With its hardness of approx. 70 Shore D, the SIMPLEX insert Plastic is a hard insert. This red insert is made of cellulose acetate. It is oil and grease resistant.

Application:

Versatile use, assembly and repair work in the automotive and truck sector, maintenance work, sheet-metal work, prefabricated-house construction, carpenter's work, and scaffold and test construction

NYLON

Hardness ●●●●○



| Art. No. | Ø [mm] | Weight [g] |
|----------|-----------|---------------|
| 3208.030 | 30 | 26 |
| 3208.040 | 40 | 65 |
| 3208.050 | 50 | 120 |
| 3208.060 | 60 | 195 |
| 3208.080 | 80 | 405 |

With its hardness of approx. 73 Shore D, the SIMPLEX insert Nylon is an extremely hard insert. This white polyamide insert offers outstanding impact qualities and is guaranteed to combine maximum strength with unique durability. It is composed of extruded and extremely homogeneous material. Compared to injection moulded plastic inserts, it is therefore considerably more wear-resistant and durable and will never chip even in sub-zero temperatures. Moreover, it is also oil and grease resistant.

Application:

Joining of workpieces, assembly of sharp-edged workpieces, housing assembly, mould construction, plant construction, hall construction, steel construction, exhibition stand construction, sheet-metal work, and repair and maintenance work

SOFT METAL

Hardness ●●●●●



| Art. No. | Ø [mm] | Weight [g] |
|----------|-----------|---------------|
| 3209.030 | 30 | 55 |
| 3209.040 | 40 | 120 |
| 3209.050 | 50 | 250 |
| 3209.060 | 60 | 405 |
| 3209.080 | 80 | 855 |

Soft metal inserts must not be installed into 3122. aluminium housings!

The SIMPLEX insert Soft Metal is a hard insert. This silver insert is also heat-resistant. It allows for hard strikes without damaging the workpiece and replaces a classic lead hammer.

Application:

High impact, straightening work, mould construction, plant construction, and assembly, repair and maintenance work

COPPER

Hardness ●●●●●



| Art. No. | Ø [mm] | Weight [g] |
|----------|-----------|---------------|
| 3804.030 | 30 | 145 |
| 3804.040 | 40 | 325 |

Copper inserts may only be installed into 3711. reinforced cast iron housings!

The SIMPLEX insert Copper is the hardest insert in Halder's product selection. While capable of generating high impact forces, it delivers the strikes more gently than a steel hammer. It is the replacement for a conventional copper hammer.

Application:

Very high impact, straightening work, plant construction, sheet-metal work, and assembly, repair and maintenance work

EXTREME DURABILITY

REINFORCED CAST IRON HOUSING

→ For fibre-glass handle



ALUMINIUM HOUSING

→ Extra lightweight
→ For wooden handle

CAST IRON HOUSING

→ For wooden handle

HOUSING VERSIONS

CAST IRON HOUSING

including screw, nut and spring washer

| Art. No. | Ø [mm] | Weight [g] |
|----------|---------|------------|
| 3011.030 | 30 | 225 |
| 3011.040 | 40 | 420 |
| 3011.050 | 50 | 725 |
| 3011.060 | 60 | 975 |
| 3011.080 | 80 | 1.785 |
| 3011.100 | 100 | 3.550 |
| 3011.125 | 125/140 | 5.370 |

The SIMPLEX cast iron housing is the most commonly used housing in HALDER's product selection. It comes with an integrated handle protection sleeve that keeps the handle protected in case of mis-strikes. Robust and reducing vibrations, this housing is exceptionally durable and highly resistant to breakage - not least because of its wear-resistant powder coating.



ALUMINIUM HOUSING

including screw and nut

| Art. No. | Ø [mm] | Weight [g] |
|----------|--------|------------|
| 3122.030 | 30 | 90 |
| 3122.040 | 40 | 170 |
| 3122.050 | 50 | 330 |
| 3122.060 | 60 | 395 |

Neither copper 3804, nor soft metal inserts 3209, may be installed into aluminium housings!

The low weight of the SIMPLEX aluminium housing makes it possible to work with great precision on sensitive workpieces and materials that break easily. The user themselves determines the impact force to apply. Another benefit is that the lightweight soft-face mallet can easily be carried along in the belt loop. Robust and reducing vibrations, this housing is exceptionally durable and highly resistant to breakage - not least because of its wear-resistant powder coating. It comes with an integrated handle protection sleeve that keeps the handle protected in case of mis-strikes.



REINFORCED CAST IRON HOUSING

including screw, nut and spring washer

| Art. No. | Ø [mm] | Weight [g] |
|----------|--------|------------|
| 3711.030 | 30 | 265 |
| 3711.040 | 40 | 530 |
| 3711.050 | 50 | 785 |
| 3711.060 | 60 | 1.025 |
| 3711.080 | 80 | 2.160 |

Only fibre-glass handles may be installed into 3844, reinforced cast iron housings!

Designed with enlarged wall thickness and struts, the SIMPLEX reinforced cast iron housing provides for tremendous stability, which is particularly important for jobs involving the SIMPLEX copper inserts. The increase in weight ensures greater impact force. It comes with an integrated handle protection sleeve that keeps the handle protected in case of mis-strikes. Robust and reducing vibrations, this housing is exceptionally durable and highly resistant to breakage - not least because of its wear-resistant powder coating.



REPLACEMENT SCREWS

REPLACEMENT SCREWS

SCREWS FOR CAST IRON HOUSINGS

including fixture nut and spring washer



| Art. No. | Ø [mm] |
|----------|----------------------------|
| 3011.039 | 30 |
| 3011.049 | 40 |
| 3011.059 | 50 |
| 3011.069 | 60 |
| 3011.089 | 80 |
| 3011.109 | 100 |
| 3011.129 | 125 |
| 3011.169 | for SIMPLEX splitting maul |
| 3011.759 | for SIMPLEX splitting axe |

May only be installed into cast iron housings 3011.!

SCREWS FOR REINFORCED CAST IRON HOUSINGS

Art. No.

Ø
[mm]

including fixture nut and spring washer

| | |
|----------|----|
| 3711.039 | 30 |
| 3711.049 | 40 |
| 3711.059 | 50 |
| 3711.069 | 60 |
| 3711.089 | 80 |

May only be installed into reinforced cast iron housings 3711.!



SCREWS FOR ALUMINIUM HOUSINGS

including locking nut



| Art. No. | Ø [mm] |
|----------|-----------|
| 3122.039 | 30 |
| 3122.049 | 40 |
| 3122.059 | 50 |
| 3122.069 | 60 |

May only be installed into aluminium housings 3122.!

GET A HANDLE



SIMPLEX WOODEN HANDLE

- Dampens vibrations
- Ergonomic
- Grip with double coat of varnish (resistant to dirt)



SIMPLEX FIBRE-GLASS HANDLE

- Extremely rugged and durable
- Exceptionally break-proof
- Dampens vibrations
- Ergonomic with non-slip rubber grip
- Smooth surface
- Inorganic (non-sensitive to moisture)



HICKORY HANDLE

- Ergonomic
- Varnished
- Long-fibre, ultra durable
- Secure (will not break in two)

HANDLE VERSIONS

HIGH-QUALITY WOODEN HANDLE

| Art. No. | Ø [mm] | — [mm] | 📦 [g] |
|------------------------|-----------|-----------|----------|
| 3244.030 | 30 | 260 | 65 |
| 3244.040 | 40 | 275 | 100 |
| 3244.050 | 50 | 310 | 130 |
| 3244.060 | 60 | 335 | 150 |
| 3244.080 | 80 | 395 | 255 |
| 3244.082 (extra short) | 80 | 230 | 150 |

for SIMPLEX soft-face mallets
with cast iron or aluminium housing



FIBRE-GLASS HANDLE

| Art. No. | Ø [mm] | — [mm] | 📦 [g] |
|----------|-----------|-----------|----------|
| 3844.030 | 30 | 260 | 130 |
| 3844.040 | 40/50 | 267 | 220 |
| 3844.060 | 60 | 340 | 400 |
| 3844.080 | 80 | 400 | 435 |
| 3844.081 | 80 | 700 | 790 |

for SIMPLEX soft-face mallets
with reinforced cast iron housing



Fibre-glass handles may only be installed into reinforced cast iron housings 3711.!

HICKORY HANDLE

| Art. No. | Ø [mm] | — [mm] | 📦 [g] |
|----------|-------------|-----------|----------|
| 3244.061 | 60 | 700 | 530 |
| 3244.081 | 80 | 700 | 610 |
| 3244.100 | 100/125/140 | 900 | 890 |

for SIMPLEX sledge hammers
with cast iron housing



DOUBLE DOWN WITH YOUR INSERT

THE PERFECT CHOICE

→ There are inserts with different properties that are the right choice for any type of application.



Insert:
TPE-SOFT

Application:

For very delicate material, gardening and landscaping, and floor tiling, natural stone setting, furniture assembly, drywall construction, window and door construction, and joiner's work

blue / soft / no marring
Hardness ●○○○○

EH 300I.

with cast iron housing
and high-quality wooden handle

| Art. No. | ∅ [mm] | — [mm] | — [mm] | 📖 [g] |
|------------------------|-----------|------------|------------|----------|
| 3001.030 | 30 | 90 | 295 | 350 |
| 3001.040 | 40 | 115 | 325 | 610 |
| 3001.050 | 50 | 135 | 370 | 1.070 |
| 3001.060 | 60 | 150 | 405 | 1.460 |
| 3001.080 | 80 | 175 | 490 | 2.775 |
| 3001.082 (extra short) | 80 | 175 | 325 | 2.675 |



EH 310I.

with aluminium housing
and high-quality wooden handle

| Art. No. | ∅ [mm] | — [mm] | — [mm] | 📖 [g] |
|----------|-----------|------------|------------|----------|
| 3101.030 | 30 | 90 | 295 | 200 |
| 3101.040 | 40 | 115 | 325 | 360 |
| 3101.050 | 50 | 135 | 370 | 655 |
| 3101.060 | 60 | 150 | 405 | 825 |



EH 370I.

with reinforced cast iron housing
and fibre-glass handle

| Art. No. | ∅ [mm] | — [mm] | — [mm] | 📖 [g] |
|----------|-----------|------------|------------|----------|
| 3701.030 | 30 | 90 | 300 | 450 |
| 3701.040 | 40 | 115 | 325 | 850 |
| 3701.050 | 50 | 135 | 370 | 1.190 |
| 3701.060 | 60 | 150 | 410 | 1.710 |
| 3701.080 | 80 | 175 | 490 | 3.290 |



Insert:

RUBBER COMPOSITION

black / medium hard / impact cushioning
odourless / low-wear
Hardness ●●○○○

Application:

Gardening and landscaping, paving, curbstone setting, masonry and stairs setting, fence construction, scaffold and test construction, prefabricated-house construction, carpenter's work, and maintenance and repair work

Insert:

TPE-MID

For delicate materials, natural stone setting, gardening and landscaping, drywall construction, furniture assembly, floor tiling, paving, masonry and stairs setting, window and door construction, and joiner's work

grey / medium hard / no marring
Hardness ●●○○○

EH 3002.

with cast iron housing
and high-quality wooden handle

| Art. No. | Ø [mm] | — [mm] | — [mm] | 📦 [g] |
|------------------------|-----------|------------|------------|----------|
| 3002.030 | 30 | 90 | 295 | 345 |
| 3002.040 | 40 | 115 | 325 | 660 |
| 3002.050 | 50 | 135 | 370 | 1.150 |
| 3002.060 | 60 | 150 | 405 | 1.550 |
| 3002.080 | 80 | 175 | 490 | 2.870 |
| 3002.082 (extra short) | 80 | 175 | 325 | 2.770 |



EH 3003.

with cast iron housing
and high-quality wooden handle

| Art. No. | Ø [mm] | — [mm] | — [mm] | 📦 [g] |
|------------------------|-----------|------------|------------|----------|
| 3003.030 | 30 | 90 | 295 | 335 |
| 3003.040 | 40 | 115 | 325 | 600 |
| 3003.050 | 50 | 135 | 370 | 1.070 |
| 3003.060 | 60 | 150 | 405 | 1.420 |
| 3003.080 | 80 | 175 | 490 | 2.745 |
| 3003.082 (extra short) | 80 | 175 | 325 | 2.645 |



EH 3102.

with aluminium housing
and high-quality wooden handle

| Art. No. | Ø [mm] | — [mm] | — [mm] | 📦 [g] |
|----------|-----------|------------|------------|----------|
| 3102.030 | 30 | 90 | 295 | 210 |
| 3102.040 | 40 | 115 | 325 | 405 |
| 3102.050 | 50 | 135 | 370 | 740 |
| 3102.060 | 60 | 150 | 405 | 980 |



EH 3103.

with aluminium housing
and high-quality wooden handle

| Art. No. | Ø [mm] | — [mm] | — [mm] | 📦 [g] |
|----------|-----------|------------|------------|----------|
| 3103.030 | 30 | 90 | 295 | 205 |
| 3103.040 | 40 | 115 | 325 | 360 |
| 3103.050 | 50 | 135 | 370 | 635 |
| 3103.060 | 60 | 150 | 405 | 825 |



EH 3702.

with reinforced cast iron housing
and fibre-glass handle

| Art. No. | Ø [mm] | — [mm] | — [mm] | 📦 [g] |
|----------|-----------|------------|------------|----------|
| 3702.030 | 30 | 90 | 300 | 460 |
| 3702.040 | 40 | 115 | 330 | 890 |
| 3702.050 | 50 | 135 | 330 | 1.250 |
| 3702.060 | 60 | 150 | 410 | 1.830 |
| 3702.080 | 80 | 175 | 490 | 3.420 |



EH 3703.

with reinforced cast iron housing
and fibre-glass handle

| Art. No. | Ø [mm] | — [mm] | — [mm] | 📦 [g] |
|----------|-----------|------------|------------|----------|
| 3703.030 | 30 | 90 | 300 | 450 |
| 3703.040 | 40 | 115 | 330 | 850 |
| 3703.050 | 50 | 135 | 330 | 1.170 |
| 3703.060 | 60 | 150 | 410 | 1.710 |
| 3703.080 | 80 | 175 | 490 | 3.260 |



SIMPLEX SOFT-FACE MALLETS, TWO-SIDED, IDENTICAL INSERTS

Insert:

SUPERPLASTIC

white / medium hard / very durable
wear-resistant
Hardness ●●●○○

Application:

Gardening and landscaping, paving, curbstone setting, fence construction, driving steel wedges, scaffold and tent construction, sheet-metal work, prefabricated-house construction, joiner's work, carpenter's work, and assembly of sharp-edged workpieces

EH 3007.

with cast iron housing
and high-quality wooden handle

| Art. No. | ∅ [mm] | — [mm] | — [mm] | 📦 [g] |
|------------------------|-----------|------------|------------|----------|
| 3007.030 | 30 | 90 | 295 | 320 |
| 3007.040 | 40 | 115 | 325 | 610 |
| 3007.050 | 50 | 135 | 370 | 1.040 |
| 3007.060 | 60 | 150 | 405 | 1.440 |
| 3007.080 | 80 | 175 | 490 | 2.660 |
| 3007.082 (extra short) | 80 | 175 | 325 | 2.560 |



EH 3107.

with aluminium housing
and high-quality wooden handle

| Art. No. | ∅ [mm] | — [mm] | — [mm] | 📦 [g] |
|----------|-----------|------------|------------|----------|
| 3107.030 | 30 | 90 | 295 | 215 |
| 3107.040 | 40 | 115 | 325 | 360 |
| 3107.050 | 50 | 135 | 370 | 675 |
| 3107.060 | 60 | 150 | 405 | 855 |



EH 3707.

with reinforced cast iron housing
and fibre-glass handle

| Art. No. | ∅ [mm] | — [mm] | — [mm] | 📦 [g] |
|----------|-----------|------------|------------|----------|
| 3707.030 | 30 | 90 | 300 | 450 |
| 3707.040 | 40 | 115 | 330 | 860 |
| 3707.050 | 50 | 135 | 330 | 1.200 |
| 3707.060 | 60 | 150 | 410 | 1.750 |
| 3707.080 | 80 | 175 | 490 | 3.240 |



SIMPLEX SOFT-FACE MALLETS, TWO-SIDED, IDENTICAL INSERTS

Insert:

PLASTIC

Versatile use, assembly, repair and maintenance work, sheet-metal work, prefabricated-house construction, carpenter's work, and scaffold and tent construction

red / hard / oil and grease resistant
Hardness ●●●●○

EH 3006.

with cast iron housing
and high-quality wooden handle

| Art. No. | ∅ [mm] | — [mm] | — [mm] | 📦 [g] |
|----------|-----------|------------|------------|----------|
| 3006.030 | 30 | 90 | 295 | 345 |
| 3006.040 | 40 | 115 | 325 | 635 |
| 3006.050 | 50 | 135 | 370 | 1.120 |
| 3006.060 | 60 | 150 | 405 | 1.520 |



EH 3106.

with aluminium housing
and high-quality wooden handle

| Art. No. | ∅ [mm] | — [mm] | — [mm] | 📦 [g] |
|----------|-----------|------------|------------|----------|
| 3106.030 | 30 | 90 | 295 | 205 |
| 3106.040 | 40 | 115 | 325 | 390 |
| 3106.050 | 50 | 135 | 370 | 720 |
| 3106.060 | 60 | 150 | 405 | 920 |



EH 3706.

with reinforced cast iron housing
and fibre-glass handle

| Art. No. | ∅ [mm] | — [mm] | — [mm] | 📦 [g] |
|----------|-----------|------------|------------|----------|
| 3706.030 | 30 | 90 | 300 | 450 |
| 3706.040 | 40 | 115 | 330 | 870 |
| 3706.050 | 50 | 135 | 330 | 1.230 |
| 3706.060 | 60 | 150 | 410 | 1.800 |



Insert:

NYLON

white / hard / very wear-resistant / no chipping (even in sub-zero temperatures) / oil and grease resistant / noise-dampening / very high impact
Hardness ●●●●○

Application:

Joining of workpieces, assembly of sharp-edged workpieces, housing assembly, mould construction, plant construction, hall construction, steel construction, exhibition stand construction, sheet-metal work, and repair and maintenance work

EH 3008.

with cast iron housing
and high-quality wooden handle

| Art. No. | Ø [mm] | — [mm] | — [mm] | 🏺 [g] |
|----------|-----------|------------|------------|----------|
| 3008.030 | 30 | 90 | 295 | 340 |
| 3008.040 | 40 | 115 | 325 | 650 |
| 3008.050 | 50 | 135 | 370 | 1.130 |
| 3008.060 | 60 | 150 | 405 | 1.500 |
| 3008.080 | 80 | 175 | 490 | 2.880 |



EH 3108.

with aluminium housing
and high-quality wooden handle

| Art. No. | Ø [mm] | — [mm] | — [mm] | 🏺 [g] |
|----------|-----------|------------|------------|----------|
| 3108.030 | 30 | 90 | 295 | 215 |
| 3108.040 | 40 | 115 | 325 | 395 |
| 3108.050 | 50 | 135 | 370 | 720 |
| 3108.060 | 60 | 150 | 405 | 930 |



EH 3708.

with reinforced cast iron housing
and fibre-glass handle

| Art. No. | Ø [mm] | — [mm] | — [mm] | 🏺 [g] |
|----------|-----------|------------|------------|----------|
| 3708.030 | 30 | 90 | 300 | 460 |
| 3708.040 | 40 | 115 | 330 | 880 |
| 3708.050 | 50 | 135 | 330 | 1.240 |
| 3708.060 | 60 | 150 | 410 | 1.820 |
| 3708.080 | 80 | 175 | 490 | 3.390 |



Insert:

SOFT METAL

silver / hard / heat-resistant
Hardness ●●●●●

Application:

High impact, straightening work, mould construction, plant construction, assembly, repair and maintenance work

EH 3009.

with cast iron housing
and high-quality wooden handle

| Art. No. | Ø [mm] | — [mm] | — [mm] | 🏺 [g] |
|----------|-----------|------------|------------|----------|
| 3009.030 | 30 | 90 | 295 | 400 |
| 3009.040 | 40 | 115 | 325 | 750 |
| 3009.050 | 50 | 135 | 370 | 1.380 |
| 3009.060 | 60 | 150 | 405 | 1.950 |
| 3009.080 | 80 | 175 | 490 | 3.860 |



EH 3709.

with reinforced cast iron housing
and fibre-glass handle

| Art. No. | Ø [mm] | — [mm] | — [mm] | 🏺 [g] |
|----------|-----------|------------|------------|----------|
| 3709.030 | 30 | 90 | 300 | 520 |
| 3709.040 | 40 | 115 | 330 | 1.000 |
| 3709.050 | 50 | 135 | 330 | 1.490 |
| 3709.060 | 60 | 150 | 410 | 2.240 |
| 3709.080 | 80 | 175 | 490 | 4.290 |



Insert:
COPPER

Copper with plastic socket / hard
Hardness ●●●●●

Application:
Very high impact, straightening work, plant construction, sheet-metal work,
assembly, repair and maintenance work

EH 3704.

with reinforced cast iron housing
and fibre-glass handle

| Art. No. | Ø [mm] | — [mm] | — [mm] | — [g] |
|----------|-----------|-----------|-----------|----------|
| 3704.030 | 30 | 90 | 300 | 690 |
| 3704.040 | 40 | 115 | 330 | 1.410 |



APPLICATION



**MIXING IS
POSSIBLE**



GREAT FLEXIBILITY

→ The use of two different inserts makes it possible to complete a wide variety of tasks without the need to switch hammers.

INSERT COMBINATIONS

with cast iron housing and high-quality wooden handle

INSERT COMBINATIONS

with cast iron housing and high-quality wooden handle

EH 3012.

TPE-soft: Hardness ●○○○○
Rubber composition: Hardness ●●○○○

| Art. No. | ∅ [mm] | — [mm] | — [mm] | ♁ [g] |
|------------------------|-----------|------------|------------|----------|
| 3012.030 | 30 | 90 | 295 | 340 |
| 3012.040 | 40 | 115 | 325 | 640 |
| 3012.050 | 50 | 135 | 370 | 1.095 |
| 3012.060 | 60 | 150 | 405 | 1.480 |
| 3012.080 | 80 | 175 | 490 | 2.840 |
| 3012.082 (extra short) | 80 | 175 | 325 | 2.740 |



Application:
Gardening and landscaping, paving, and floor tiling

EH 3013.

TPE-soft: Hardness ●○○○○
TPE-mid: Hardness ●●○○○

| Art. No. | ∅ [mm] | — [mm] | — [mm] | ♁ [g] |
|------------------------|-----------|------------|------------|----------|
| 3013.030 | 30 | 90 | 295 | 340 |
| 3013.040 | 40 | 115 | 325 | 620 |
| 3013.050 | 50 | 135 | 370 | 1.060 |
| 3013.060 | 60 | 150 | 405 | 1.420 |
| 3013.080 | 80 | 175 | 490 | 2.760 |
| 3013.082 (extra short) | 80 | 175 | 325 | 2.660 |



Application:
Natural stone setting, masonry and stairs setting, drywall construction, furniture assembly, window and door construction, joiner's work, placing prefab walls, and positioning beams

EH 3017.

TPE-soft: Hardness ●○○○○
Superplastic: Hardness ●●●○○

| Art. No. | ∅ [mm] | — [mm] | — [mm] | ♁ [g] |
|------------------------|-----------|------------|------------|----------|
| 3017.030 | 30 | 90 | 295 | 340 |
| 3017.040 | 40 | 115 | 325 | 615 |
| 3017.050 | 50 | 135 | 370 | 1.055 |
| 3017.060 | 60 | 150 | 405 | 1.445 |
| 3017.080 | 80 | 175 | 490 | 2.735 |
| 3017.082 (extra short) | 80 | 175 | 325 | 2.635 |



Application:
Floor tiling, working on natural stones, joiner's work, door constructions, furniture assembly, driving of fittings in sensitive environments

EH 3023.

TPE-mid: Hardness ●●○○○
Rubber composition: Hardness ●●○○○

| Art. No. | ∅ [mm] | — [mm] | — [mm] | ♁ [g] |
|------------------------|-----------|------------|------------|----------|
| 3023.030 | 30 | 90 | 295 | 340 |
| 3023.040 | 40 | 115 | 325 | 630 |
| 3023.050 | 50 | 135 | 370 | 1.140 |
| 3023.060 | 60 | 150 | 405 | 1.540 |
| 3023.080 | 80 | 175 | 490 | 2.825 |
| 3023.082 (extra short) | 80 | 175 | 325 | 2.725 |



Application:
Gardening and landscaping, paving, masonry and stairs setting, and natural stone setting

EH 3026.

Rubber composition: Hardness ●●○○○
Plastic: Hardness ●●●●○

| Art. No. | ∅ [mm] | — [mm] | — [mm] | ♁ [g] |
|----------|-----------|------------|------------|----------|
| 3026.030 | 30 | 90 | 295 | 345 |
| 3026.040 | 40 | 115 | 325 | 640 |
| 3026.050 | 50 | 135 | 370 | 1.130 |
| 3026.060 | 60 | 150 | 405 | 1.500 |



Application:
For light to medium duty tasks, assembly and repair work in the automotive and truck sector, dent removal, maintenance work, scaffold and tent construction, prefabricated-house construction, and carpenter's work

EH 3027.

Rubber composition: Hardness ●●○○○
Superplastic: Hardness ●●●○○

| Art. No. | ∅ [mm] | — [mm] | — [mm] | ♁ [g] |
|------------------------|-----------|------------|------------|----------|
| 3027.030 | 30 | 90 | 295 | 335 |
| 3027.040 | 40 | 115 | 325 | 635 |
| 3027.050 | 50 | 135 | 370 | 1.105 |
| 3027.060 | 60 | 150 | 405 | 1.510 |
| 3027.080 | 80 | 175 | 490 | 2.770 |
| 3027.082 (extra short) | 80 | 175 | 325 | 2.670 |



Application:
Gardening and landscaping, paving, curbstone setting / masonry work, scaffold and tent construction, carpenter's work, fence construction, and roof truss placing

INSERT COMBINATIONS

with cast iron housing and high-quality wooden handle

EH 3028.

Rubber composition: Hardness ●●○○○
 Nylon: Hardness ●●●●○

| Art. No. | ∅ [mm] | — [mm] | — [mm] | 📦 [g] |
|------------------------|-----------|------------|------------|----------|
| 3028.030 | 30 | 90 | 295 | 355 |
| 3028.040 | 40 | 115 | 325 | 650 |
| 3028.050 | 50 | 135 | 370 | 1.140 |
| 3028.060 | 60 | 150 | 405 | 1.520 |
| 3028.080 | 80 | 175 | 490 | 2.890 |
| 3028.082 (extra short) | 80 | 175 | 325 | 2.790 |

**Application:**

Assembly of sharp-edged workpieces, housing assembly, plant construction, hall construction, steel construction, exhibition stand construction, and repair and maintenance work

EH 3029.

Rubber composition: Hardness ●●○○○
 Soft metal: Hardness ●●●●●

| Art. No. | ∅ [mm] | — [mm] | — [mm] | 📦 [g] |
|----------|-----------|------------|------------|----------|
| 3029.030 | 30 | 90 | 295 | 375 |
| 3029.040 | 40 | 115 | 325 | 700 |
| 3029.050 | 50 | 135 | 370 | 1.200 |
| 3029.060 | 60 | 150 | 405 | 1.800 |
| 3029.080 | 80 | 175 | 490 | 3.500 |

**Application:**

Mould construction, plant construction, and assembly and repair work in the automotive and truck sector

EH 3089.

Nylon: Hardness ●●●●○
 Soft metal: Hardness ●●●●●

| Art. No. | ∅ [mm] | — [mm] | — [mm] | 📦 [g] |
|----------|-----------|------------|------------|----------|
| 3089.030 | 30 | 90 | 295 | 360 |
| 3089.040 | 40 | 115 | 325 | 680 |
| 3089.050 | 50 | 135 | 370 | 1.265 |
| 3089.060 | 60 | 150 | 405 | 1.730 |
| 3089.080 | 80 | 175 | 490 | 3.460 |

**Application:**

Assembly and repair work in the automotive and truck sector, mould construction, plant construction, and housing assembly

INSERT COMBINATIONS

with aluminium housing and high-quality wooden handle

EH 3113.

| Art. No. | ∅ [mm] | — [mm] | — [mm] | 📦 [g] |
|----------|-----------|------------|------------|----------|
| 3113.030 | 30 | 90 | 295 | 185 |
| 3113.040 | 40 | 115 | 325 | 345 |
| 3113.050 | 50 | 135 | 370 | 635 |
| 3113.060 | 60 | 150 | 405 | 850 |

TPE-soft: Hardness ●○○○○
 TPE-mid: Hardness ●●○○○

Application:

Paving (sensitive material), floor tiling, positioning and adjusting of light/delicate workpieces, no colour marking, joiner's work, and furniture assembly



EH 3117.

| Art. No. | ∅ [mm] | — [mm] | — [mm] | 📦 [g] |
|----------|-----------|------------|------------|----------|
| 3117.030 | 30 | 90 | 295 | 185 |
| 3117.040 | 40 | 115 | 325 | 350 |
| 3117.050 | 50 | 135 | 370 | 645 |
| 3117.060 | 60 | 150 | 405 | 875 |

TPE-soft: Hardness ●○○○○
 Superplastic: Hardness ●●●○○

Application:

Positioning and adjusting of light/delicate workpieces, no colour marking, joiner's work, prototyping, door construction, furniture assembly, and chisel work



EH 3127.

| Art. No. | ∅ [mm] | — [mm] | — [mm] | 📦 [g] |
|----------|-----------|------------|------------|----------|
| 3127.030 | 30 | 90 | 295 | 200 |
| 3127.040 | 40 | 115 | 325 | 375 |
| 3127.050 | 50 | 135 | 370 | 680 |
| 3127.060 | 60 | 150 | 405 | 950 |

Rubber composition: Hardness ●●○○○
 Superplastic: Hardness ●●●○○

Application:

For tree inspectors and arborists who need to tap suspected defects.



INSERT COMBINATIONS

with aluminium housing and high-quality wooden handle

INSERT COMBINATIONS

with reinforced cast iron housing and fibre-glass handle

EH 3118.

TPE-soft: Hardness ●○○○○
Nylon: Hardness ●●●●○

| Art. No. | Ø [mm] | — [mm] | — [mm] | 🏺 [g] |
|----------|--------|--------|--------|-------|
| 3118.030 | 30 | 90 | 295 | 205 |
| 3118.040 | 40 | 115 | 325 | 380 |
| 3118.050 | 50 | 135 | 370 | 670 |
| 3118.060 | 60 | 150 | 405 | 875 |



Application:
Folding and bending work, positioning and adjusting of light/delicate workpieces, no colour marking, joiner's work, and furniture assembly, tinsmith work

EH 3728.

Rubber composition: Hardness ●●○○○
Nylon: Hardness ●●●●○

| Art. No. | Ø [mm] | — [mm] | — [mm] | 🏺 [g] |
|----------|--------|--------|--------|-------|
| 3728.030 | 30 | 90 | 300 | 445 |
| 3728.040 | 40 | 115 | 330 | 880 |
| 3728.050 | 50 | 135 | 330 | 1.260 |
| 3728.060 | 60 | 150 | 410 | 1.820 |
| 3728.080 | 80 | 175 | 490 | 3.450 |



Application:
Assembly of sharp-edged workpieces, housing assembly, plant construction, hall construction, and steel construction

EH 3137.

TPE-mid: Hardness ●●○○○
Superplastic: Hardness ●●●○○

| Art. No. | Ø [mm] | — [mm] | — [mm] | 🏺 [g] |
|----------|--------|--------|--------|-------|
| 3137.030 | 30 | 90 | 295 | 170 |
| 3137.040 | 40 | 115 | 325 | 365 |
| 3137.050 | 50 | 135 | 370 | 575 |
| 3137.060 | 60 | 150 | 405 | 820 |



Application:
Paving (sensitive material), positioning and adjusting of light/delicate workpieces, no colour marking, joiner's work, prototyping, door construction, and furniture assembly

EH 3748.

Nylon: Hardness ●●●●○
Copper: Hardness ●●●●●

| Art. No. | Ø [mm] | — [mm] | — [mm] | 🏺 [g] |
|----------|--------|--------|--------|-------|
| 3748.030 | 30 | 90 | 300 | 560 |
| 3748.040 | 40 | 115 | 330 | 1.150 |



Application:
Plant construction, sheet-metal work, and assembly and repair work in the automotive and truck sector

EH 3749.

Copper: Hardness ●●●●●
Soft metal: Hardness ●●●●●

| Art. No. | Ø [mm] | — [mm] | — [mm] | 🏺 [g] |
|----------|--------|--------|--------|-------|
| 3749.030 | 30 | 90 | 300 | 590 |
| 3749.040 | 40 | 115 | 330 | 1.195 |



Application:
Straightening work, plant construction, sheet-metal work, and assembly and repair work in the automotive and truck sector

WHEN THE GOING GETS TOUGH



FLEXIBILITY IN XXL

→ The ingenious SIMPLEX principle is also evident in our sledge hammers.

Insert: SUPERPLASTIC

white / medium hard / very durable
wear-resistant
Hardness ●●●○○

EH 3007.

with cast iron housing
and hickory handle

| Art. No. | ∅ [mm] | — [mm] | — [mm] | ♁ [g] |
|----------|-----------|------------|------------|----------|
| 3007.081 | 80 | 175 | 800 | 3.090 |
| 3007.100 | 100 | 200 | 1.000 | 5.200 |
| 3007.125 | 125 | 215 | 1.040 | 7.700 |
| 3007.141 | 140 | 215 | 1.045 | 7.900 |

KWF-certified

Application:

Gardening and landscaping, curbstone setting / masonry work, fence construction, driving steel wedges, scaffold and tent construction, and carpenter's work



Insert: RUBBER COMPOSITION

black / medium hard / impact cushioning
odourless / low-wear
Hardness ●●○○○

EH 3002.

with cast iron housing
and hickory handle

| Art. No. | ∅ [mm] | — [mm] | — [mm] | ♁ [g] |
|----------|-----------|------------|------------|----------|
| 3002.081 | 80 | 175 | 800 | 3.270 |
| 3002.100 | 100 | 200 | 1.000 | 5.500 |

Application:

Gardening/landscaping, curbstone setting, masonry and stairs setting, fence construction, scaffold and tent construction, and prefabricated-house construction



Insert:

NYLON

white / hard / very wear-resistant
no chipping / oil and grease resistant
Hardness ●●●●○

EH 3008.

with cast iron housing
and hickory handle

| Art. No. | ∅ [mm] | — [mm] | — [mm] | 📦 [g] |
|----------|-----------|------------|------------|----------|
| 3008.081 | 80 | 175 | 800 | 3.400 |

Application:

Joining of workpieces, assembly of sharp-edged workpieces, housing assembly, mould construction, plant construction, hall construction, steel construction, exhibition stand construction, sheet-metal work, and repair and maintenance work

**EH 3708.**

with reinforced cast iron housing
and fibre-glass handle

| Art. No. | ∅ [mm] | — [mm] | — [mm] | 📦 [g] |
|----------|-----------|------------|------------|----------|
| 3708.081 | 80 | 175 | 800 | 3.640 |

Application:

Very high impact, joining of workpieces, assembly of sharp-edged workpieces, housing assembly, mould construction, plant construction, hall construction, exhibition stand construction, sheet-metal work, and repair and maintenance work



Insert:

SOFT METAL

silver / hard / heat-resistant
Hardness ●●●●●

EH 3009.

with cast iron housing
and hickory handle

| Art. No. | ∅ [mm] | — [mm] | — [mm] | 📦 [g] |
|----------|-----------|------------|------------|----------|
| 3009.081 | 80 | 175 | 800 | 4.250 |

Application:

High impact, straightening work, mould construction, plant construction, and assembly, repair and maintenance work

**EH 3709.**

with reinforced cast iron housing
and fibre-glass handle

| Art. No. | ∅ [mm] | — [mm] | — [mm] | 📦 [g] |
|----------|-----------|------------|------------|----------|
| 3709.081 | 80 | 175 | 800 | 4.650 |

Application:

Very high impact, straightening work, mould construction, plant construction, and assembly, repair and maintenance work



INSERT COMBINATIONS

with cast iron housing and hickory handle

EH 3012.

TPE-soft: Hardness ●○○○○
 Rubber composition: Hardness ●●○○○

| Art. No. | ∅ [mm] | — [mm] | — [mm] | 📦 [g] |
|----------|-----------|------------|------------|----------|
| 3012.081 | 80 | 175 | 800 | 3.205 |

Application:

Gardening/landscaping, curbstone setting, masonry and stairs setting, fence construction, scaffold and tent construction, and prefabricated-house construction



EH 3013.

TPE-soft: Hardness ●○○○○
 TPE-mid: Hardness ●●○○○

| Art. No. | ∅ [mm] | — [mm] | — [mm] | 📦 [g] |
|----------|-----------|------------|------------|----------|
| 3013.081 | 80 | 175 | 800 | 3.125 |

Application:

Gardening and landscaping, natural stone setting, drywall construction, furniture assembly, and joiner's work



EH 3017.

TPE-soft: Hardness ●○○○○
 Superplastic: Hardness ●●●○○

| Art. No. | ∅ [mm] | — [mm] | — [mm] | 📦 [g] |
|----------|-----------|------------|------------|----------|
| 3017.081 | 80 | 175 | 800 | 3.130 |

Application:

Joiner's work, door construction, furniture assembly, and working on natural stones



EH 3027.

| Art. No. | ∅ [mm] | — [mm] | — [mm] | 📦 [g] |
|----------|-----------|------------|------------|----------|
| 3027.081 | 80 | 175 | 800 | 3.170 |
| 3027.100 | 100 | 200 | 1.000 | 5.350 |

Application:

Gardening and landscaping, curbstone setting, L-stone setting, masonry and stairs setting, fence construction, driving steel wedges, scaffold and tent construction, carpenter's work, prefabricated-house construction, and roof truss placing



Rubber composition: Hardness ●●○○○
 Superplastic: Hardness ●●●○○

EH 3089.

| Art. No. | ∅ [mm] | — [mm] | — [mm] | 📦 [g] |
|----------|-----------|------------|------------|----------|
| 3089.081 | 80 | 175 | 800 | 3.655 |

Application:

Joining of workpieces, assembly of sharp-edged workpieces, straightening work, mould construction, plant construction, and assembly, repair and maintenance work




Nylon: Hardness ●●●●○
 Soft metal: Hardness ●●●●●

EH 3028.

| Art. No. | ∅ [mm] | — [mm] | — [mm] | 📦 [g] |
|----------|-----------|------------|------------|----------|
| 3028.081 | 80 | 175 | 800 | 3.470 |

Application:

Assembly of sharp-edged workpieces, housing assembly, plant construction, hall construction, steel construction, exhibition stand construction, and repair and maintenance work



Rubber composition: Hardness ●●○○○
 Nylon: Hardness ●●●●○

Tired of bending over to reach your hammer? No problem: The SIMPLEX with "Stand-Up" always "has your back"

IT NOW STANDS ON ITS HEAD



INSERT WITH A NEW SHAPE

→ Its ingenious shape allows this new insert to stand securely on its head and reduces the need to bend over.

INSERT COMBINATIONS

with cast iron housing and high-quality wooden handle

INSERT

| Art. No. | Ø [mm] | Weight [g] |
|----------|--------|------------|
| 3202.260 | 60 | 200 |
| 3202.280 | 80 | 480 |

Rubber composition with "Stand-Up":
Hardness ●●○○○

With its hardness of approx. 95 Shore A, the black SIMPLEX insert Rubber Composition (series 3202) is a medium hard insert. Ultra low-wear, impact cushioning and odourless, it offers a much longer service life than a conventional rubber hammer. This top seller made by HALDER has now been developed further: Boasting an ingenious shape, the rubber insert with "Stand-Up" allows the hammer to stand securely on its head and reduces the need to bend over, making it possible to work in a much more ergonomic and back-friendly manner.

Application:

High impact, straightening work, mould construction, plant construction, and assembly, repair and maintenance work



EH 3022.

| Art. No. | Ø [mm] | Length [mm] | Weight [g] |
|------------------------|--------|-------------|------------|
| 3022.260 | 60 | 150 | 1.580 |
| 3022.280 | 80 | 175 | 2.920 |
| 3022.282 (extra short) | 80 | 175 | 2.820 |

Rubber composition with "Stand-Up"
Rubber composition, round:
Hardness ●●○○○

Application:

Gardening and landscaping, paving, curbstone setting, masonry and stairs setting, fence construction, scaffold and tent construction, prefabricated-house construction, carpenter's work, and maintenance and repair work



INSERT COMBINATIONS

with cast iron housing and high-quality wooden handle

EH 3012.

TPE-soft: Hardness ●○○○○
 Rubber composition with "Stand-Up":
 Hardness ●●○○○

| Art. No. | Ø [mm] | — [mm] | — [mm] | 📦 [g] |
|------------------------|-----------|------------|------------|----------|
| 3012.260 | 60 | 150 | 405 | 1.500 |
| 3012.280 | 80 | 175 | 490 | 2.855 |
| 3012.282 (extra short) | 80 | 175 | 325 | 2.755 |

Application:

Gardening and landscaping, paving, and floor tiling



EH 3023.

Rubber composition with "Stand-Up":
 Hardness ●●○○○
 TPE-mid: Hardness ●●○○○

| Art. No. | Ø [mm] | — [mm] | — [mm] | 📦 [g] |
|------------------------|-----------|------------|------------|----------|
| 3023.260 | 60 | 150 | 405 | 1.570 |
| 3023.280 | 80 | 175 | 490 | 2.875 |
| 3023.282 (extra short) | 80 | 175 | 325 | 2.775 |

Application:

Gardening and landscaping, paving, masonry and stairs setting, and natural stone setting



EH 3026.

Rubber composition with "Stand-Up":
 Hardness ●●○○○
 Plastic: Hardness ●●●●○

| Art. No. | Ø [mm] | — [mm] | — [mm] | 📦 [g] |
|----------|-----------|------------|------------|----------|
| 3026.260 | 60 | 150 | 405 | 1.530 |

Application:

Assembly and repair work in the automotive and truck sector, dent removal, maintenance work, scaffold and tent construction, prefabricated-house construction, and carpenter's work



EH 3027.

| Art. No. | Ø [mm] | — [mm] | — [mm] | 📦 [g] |
|------------------------|-----------|------------|------------|----------|
| 3027.260 | 60 | 150 | 405 | 1.540 |
| 3027.280 | 80 | 175 | 490 | 2.990 |
| 3027.282 (extra short) | 80 | 175 | 325 | 2.720 |

Application:

Gardening and landscaping, paving, curbstone setting, L-stone setting, scaffold and tent construction, carpenter's work, and fence construction



Rubber composition with "Stand-Up":
 Hardness ●●○○○
 Superplastic: Hardness ●●●○○

EH 3028.

| Art. No. | Ø [mm] | — [mm] | — [mm] | 📦 [g] |
|------------------------|-----------|------------|------------|----------|
| 3028.260 | 60 | 150 | 405 | 1.550 |
| 3028.280 | 80 | 175 | 490 | 2.930 |
| 3028.282 (extra short) | 80 | 175 | 325 | 2.830 |

Application:

Assembly of sharp-edged workpieces, housing assembly, plant construction, hall construction, steel construction, exhibition stand construction, and repair and maintenance work



Rubber composition with "Stand-Up":
 Hardness ●●○○○
 Nylon: Hardness ●●●●○

EH 3029.

| Art. No. | Ø [mm] | — [mm] | — [mm] | 📦 [g] |
|------------------------|-----------|------------|------------|----------|
| 3029.260 | 60 | 150 | 405 | 1.830 |
| 3029.280 | 80 | 175 | 490 | 3.550 |
| 3029.282 (extra short) | 80 | 175 | 325 | 3.450 |

Application:

Mould construction, plant construction, and assembly and repair work in the automotive and truck sector



Rubber composition with "Stand-Up":
 Hardness ●●○○○
 Soft metal: Hardness ●●●●●

INSERT COMBINATIONS

with cast iron housing and hickory handle

EH 3022.

Rubber composition with "Stand-Up":

Hardness ●●○○○

Rubber composition, round:

Hardness ●●○○○

| Art. No. | ∅ [mm] | — [mm] | — [mm] | 🏠 [g] |
|----------|-----------|------------|------------|----------|
| 3022.261 | 60 | 150 | 780 | 1.950 |
| 3022.281 | 80 | 175 | 800 | 3.320 |

Application:

Gardening/landscaping, curbstone setting, masonry and stairs setting, fence construction, driving steel wedges, scaffold and tent construction, carpenter's work, and prefabricated-house construction



EH 3027.

Rubber composition with "Stand-Up":

Hardness ●●○○○

Superplastic: Hardness ●●●○○

| Art. No. | ∅ [mm] | — [mm] | — [mm] | 🏠 [g] |
|----------|-----------|------------|------------|----------|
| 3027.261 | 60 | 150 | 780 | 1.900 |
| 3027.281 | 80 | 175 | 800 | 3.220 |

Application:

Gardening and landscaping, curbstone setting, L-stone setting, masonry and stairs setting, fence construction, driving steel wedges, scaffold and tent construction, carpenter's work, and prefabricated-house construction



EH 3028.

Rubber composition with "Stand-Up":

Hardness ●●○○○

Nylon: Hardness ●●●●○

| Art. No. | ∅ [mm] | — [mm] | — [mm] | 🏠 [g] |
|----------|-----------|------------|------------|----------|
| 3028.261 | 60 | 150 | 780 | 1.900 |
| 3028.281 | 80 | 175 | 800 | 3.520 |

Application:

Assembly of sharp-edged workpieces, housing assembly, plant construction, hall construction, steel construction, exhibition stand construction, and repair and maintenance work



INSERT COMBINATIONS

with cast iron housing and hickory handle

EH 3012.

| Art. No. | ∅ [mm] | — [mm] | — [mm] | 🏠 [g] |
|----------|-----------|------------|------------|----------|
| 3012.261 | 60 | 150 | 780 | 1.835 |
| 3012.281 | 80 | 175 | 800 | 3.255 |

TPE-soft: Hardness ●○○○○

Rubber composition with "Stand-Up":

Hardness ●●○○○

Application:

Gardening and landscaping, paving, masonry and stairs setting, and carpenter's work



APPLICATIONS



STRIKING ARGUMENTS

50:40

→ Oversized striking faces provide maximum protection for the precise treatment of workpieces with sensitive surfaces.

2 DIFFERENT INSERTS

→ With TPE-soft and superplastic, a soft and a hard insert are available in 50:40 dimensions. Both inserts are non-marring.

ERGONOMIC WOODEN HANDLE

→ As with all HALDER soft-face mallets, the 50:40 variant fits your hand perfectly.



INSERT COMBINATIONS

with cast iron housing and high-quality wooden handle

EH 3017.

| Art. No. | ∅ [mm] | — [mm] | — [mm] | 📖 [g] |
|----------|--------|--------|--------|-------|
| 3017.051 | 50 | 110 | 330 | 680 |

TPE-soft: Hardness ●○○○○
Superplastic: Hardness ●●●○○

Application:

Joiner's work, door construction, furniture assembly, veneering, driving of fittings in sensitive environments, upholsterer's/saddler's work, stripping upholstery, and loosening staples



INSERT COMBINATIONS

with aluminium housing and high-quality wooden handle

EH 3117.

| Art. No. | ∅ [mm] | — [mm] | — [mm] | 📖 [g] |
|----------|--------|--------|--------|-------|
| 3117.051 | 50 | 110 | 330 | 430 |

TPE-soft: Hardness ●○○○○
Superplastic: Hardness ●●●○○

Application:

Positioning of light/delicate workpieces, prototyping, furniture assembly, veneering, driving of fittings in sensitive environments, upholsterer's/saddler's work, stripping upholstery, and loosening staples



INSERTS

TPE-SOFT 50:40

Hardness ●○○○○



| Art. No. | Ø [mm] | 📦 [g] |
|----------|-----------|----------|
| 3201.051 | 50 | 80 |

A thermoplastic elastomer, the SIMPLEX insert TPE-soft boasts a hardness of approx. 65 Shore A, making it the softest insert of the SIMPLEX series. Offering strong impact cushioning, this blue insert is ideally suited for work that requires a light touch. Unlike conventional rubber mallets, it does not leave behind any undesired black marring. While boasting a head diameter of 50 mm, this special version has been fitted into a Ø 40 mm housing. The oversized contact surfaces provide maximum protection during the gentle processing of workpieces with sensitive surfaces, eliminating the risk of scratching by the housing.

Application:

Positioning of light/delicate workpieces, prototyping, furniture assembly, and veneering

SUPERPLASTIC 50:40

Hardness ●●●○○



| Art. No. | Ø [mm] | 📦 [g] |
|----------|-----------|----------|
| 3207.051 | 50 | 80 |

With its hardness of approx. 65 Shore D, the SIMPLEX insert Superplastic is a medium hard insert. This white plastic insert is made of extruded and extremely homogeneous material. Compared to injection moulded plastic inserts, it is therefore considerably more wear-resistant and durable. While boasting a head diameter of 50 mm, this special version has been fitted into a Ø 40 mm housing. The oversized contact surfaces provide maximum protection during the gentle processing of workpieces with sensitive surfaces, eliminating the risk of scratching by the housing.

Application:

Driving of fittings in sensitive environments, positioning of light workpieces, joiner's work, and furniture assembly

APPLICATION



ALL-ROUNDER

INSERTS

→ Thanks to different characteristics, the interchangeable cellulose acetate and nylon inserts enable individual adaptation to the workpiece.



HOUSING

→ High-quality zinc die cast base body with handle impact protection and a technically exigent slot for the inserts.

ERGONOMIC WOODEN HANDLE

→ Ergonomic, varnished wooden handle for powerful strikes.

Insert:

CELLULOSE ACETATE

red / hard / oil and grease resistant
Hardness ●●●●○

EH 3906.

| Art. No. | ∅ [mm] | — [mm] | — [mm] | ♣ [g] |
|----------|-----------|------------|------------|----------|
| 3906.025 | 25 | 86 | 270 | 215 |
| 3906.030 | 30 | 95 | 280 | 360 |
| 3906.040 | 40 | 103 | 330 | 510 |
| 3906.050 | 50 | 117 | 340 | 940 |

with zinc die cast housing
and wooden handle

Application:
Versatile use, for ordinary use



Insert:

NYLON

white / hard / wear-resistant
no chipping / oil and grease resistant
Hardness ●●●●○

EH 3908.

| Art. No. | ∅ [mm] | — [mm] | — [mm] | ♣ [g] |
|----------|-----------|------------|------------|----------|
| 3908.025 | 25 | 86 | 270 | 215 |
| 3908.030 | 30 | 95 | 280 | 360 |
| 3908.040 | 40 | 103 | 330 | 510 |
| 3908.050 | 50 | 117 | 340 | 940 |

with zinc die cast housing
and wooden handle

Application:
Versatile use, applicable for strong strikes



INSERT COMBINATIONS

with zinc die cast housing and wooden handle

EH 3968.

Nylon: Hardness ●●●●○
Celluloseacetat: Hardness ●●●●○

| Art. No. | Ø [mm] | — [mm] | — [mm] | 📦 [g] |
|----------|--------|--------|--------|-------|
| 3968.025 | 25 | 86 | 270 | 215 |
| 3968.030 | 30 | 95 | 280 | 360 |
| 3968.040 | 40 | 107 | 325 | 510 |
| 3968.050 | 50 | 115 | 340 | 940 |

Application:

For light to medium duty tasks and installation work



APPLICATIONS



INSERT

| Art. No. | Ø [mm] | 📦 [g] |
|----------|--------|-------|
| 3966.025 | 25 | 13 |
| 3966.030 | 30 | 21 |
| 3966.040 | 40 | 44 |
| 3966.050 | 50 | 77 |

Celluloseacetat: Hardness ●●●●○



With its hardness of approx. 68 Shore D, the BASEPLEX insert Cellulose Acetate is a hard insert. This red insert is oil and grease resistant.

INSERT

| Art. No. | Ø [mm] | 📦 [g] |
|----------|--------|-------|
| 3988.025 | 25 | 12 |
| 3988.030 | 30 | 18 |
| 3988.040 | 40 | 40 |
| 3988.050 | 50 | 70 |

Nylon: Hardness ●●●●○



With its hardness of approx. 75 Shore D, the BASEPLEX insert Nylon is an extremely hard insert. The white insert is even slightly harder than the red one and wear-resistant as well. It is oil and grease resistant.

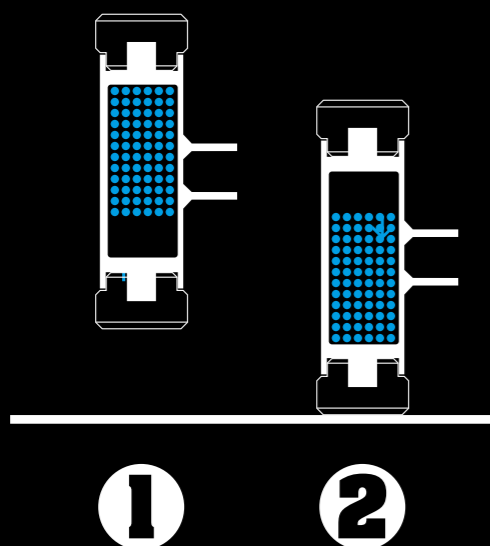
WOODEN HANDLE

| Art. No. | Ø [mm] | — [mm] | 📦 [g] | ash wood |
|----------|--------|--------|-------|----------|
| 3944.025 | 25/30 | 255 | 75 | |
| 3944.040 | 40/50 | 290 | 110 | |

The BASEPLEX wooden handles are ergonomic and varnished. These ash wood handles provide for satisfying strikes.



PACKED FULL OF POWER: THE SUPERCRAFT PRINCIPLE



Non-rebound work

The head of the SUPERCRAFT soft-face mallets is filled with steel shot. This means that when the workpiece is impacted, the energy of the shot is transferred with a slight delay. The reduced rebound guarantees perfect absorption of the impact energy, resulting in extremely powerful strikes. What is more, SUPERCRAFT soft-face mallets allow for work with greatly reduced strain on the joints and greater noise-dampening when compared to ordinary steel hammers.



ROBUST

→ All weld joints are completely robot-welded. Extremely tight and of premium quality, a welded connection between impact plate and hammer head keeps the steel shot filling from escaping even under maximum load.

SUPERIOR INSERTS

→ The inserts offer outstanding impact qualities and are guaranteed to combine maximum strength with unique durability. They consist of extruded and extremely homogeneous material. Compared to injection moulded plastic inserts, they are therefore considerably more wear-resistant and durable and will never chip even in sub-zero temperatures.

PROTECTION AGAINST CORROSION

→ The wear-resistant powder coating prevents corrosion.

SAFETY AT WORK THANKS TO HALDER SOFT-FACE MALLETS

compared to a strike performed with a standard 500 g DIN locksmith's hammer on an aluminium hollow profile or an impact plate made from steel.
Tested and confirmed by the Engineering Office for Ergonomics, Büttelborn, Dec. 2020.

SUPERCRAFT soft-face mallets by HALDER

Art. no. 3366.040



41%
QUIETER (7.7 DB)

49%
LESS VIBRATION/
REBOUND

14%
GREATER IMPACT
FORCE

SECURAL soft-face mallets by HALDER

Art. no. 3380.040



61%
QUIETER (13.5 DB)

57%
LESS VIBRATION/
REBOUND

**IDENTICAL
IMPACT FORCE**

BLACKCRAFT soft-face mallet by HALDER

Art. no. 3379.040

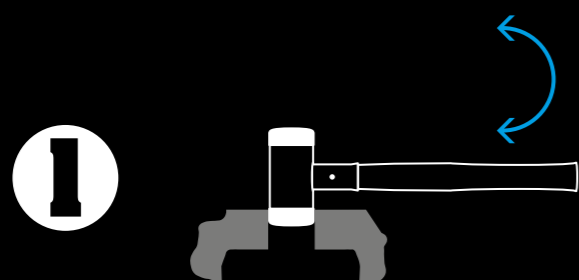


63%
QUIETER (14.5 DB)

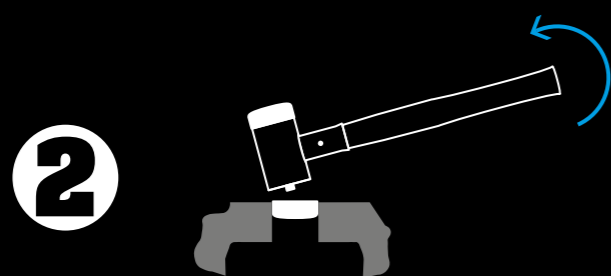
58%
LESS VIBRATION/
REBOUND

ONLY 4%
LESS
IMPACT FORCE

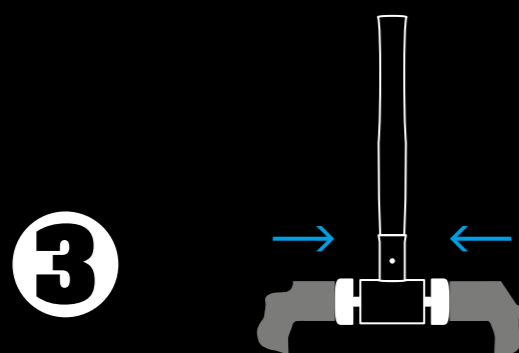
RE-USABLE ENERGY: CHANGING THE INSERT



Firmly clamp the used insert in a vice and loosen with a lateral twisting movement.

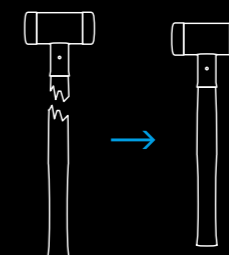


When the insert is loosened, pull the mallet upwards.



In the vice, press the new insert into the housing and insert retaining pins.

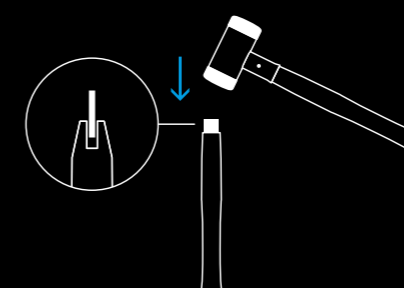
HANDLE CHANGE FOR HICKORY VERSION



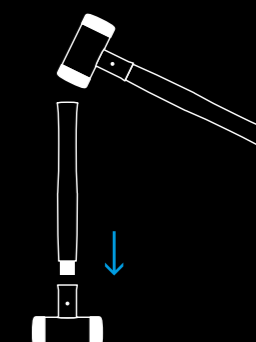
Clamp the hammer securely into a vice and tap out the clamping pin using a pin punch.



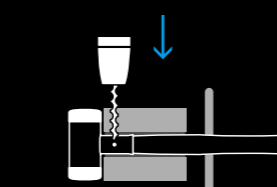
Remove any remaining wooden pieces from the housing.



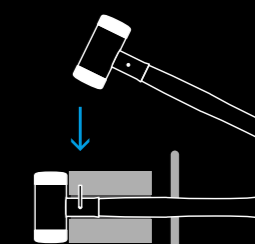
Tap an aluminium wedge into the slot found in the wooden handle.



Clamp the hammer securely into a vice and tap the handle into the body using the aluminium wedge.



Drill through the hole in the body.



Tap the clamping pin into the bore hole.

WITH HICKORY HANDLE



SUPERCRAFT SOFT-FACE Mallet

- Non-rebound
- Noise-dampening and gentle on the joints
- Inserts made of special nylon with maximum strength. No chipping even in sub-zero temperatures
- Vibration-damping, ergonomically shaped, very stable and varnished hickory handle
- Handle protection sleeve acts as an overstrike protector
- Secure handle-head connection ensured by an aluminium wedge and a safety pin
- Handle and inserts replaceable

WITH HICKORY HANDLE AND ROUNDED INSERT



SUPERCRAFT SOFT-FACE Mallet

- Non-rebound
- Noise-dampening and gentle on the joints
- Inserts made of special nylon with maximum strength. No chipping even in sub-zero temperatures
- 2 different contact surfaces: 1 side flat, 1 side rounded (prevents damage and impressions)
- Vibration-damping, ergonomically shaped, very stable and varnished hickory handle
- Handle protection sleeve acts as an overstrike protector
- Secure handle-head connection ensured by an aluminium wedge and a safety pin
- Handle and inserts replaceable

EH 3366.

Nylon: Hardness ●●●●○

| Art. No. | Ø [mm] | — [mm] | — [mm] | 📦 [g] |
|----------|--------|---------|---------|-------|
| 3366.020 | 20 | 105 | 300 | 245 |
| 3366.025 | 25 | 105 | 305 | 325 |
| 3366.030 | 30 | 110 | 330 | 460 |
| 3366.035 | 35 | 110 | 335 | 560 |
| 3366.040 | 40 | 115 | 355 | 715 |
| 3366.045 | 45 | 120 | 360 | 830 |
| 3366.050 | 50 | 120 | 365 | 990 |
| 3366.060 | 60 | 145 | 360 | 1.705 |
| 3366.070 | 70 | 150 | 370 | 2.215 |
| 3366.080 | 80 | 168 | 380 | 3.210 |

Application:

Positioning of workpieces in the vice, sheet-metal work, assembly of sharp-edged workpieces, assembly and repair work in the automotive and truck sector, scaffold construction, straightening work, housing assembly, plant construction, maintenance work, driving cord irons/metal rods, for work with great power, chisel work, upholsterer's/saddler's work, hole punching with hole punches, driving eyelets with eyelet punches, driving in upholstery staples



EH 3366.

Nylon: Hardness ●●●●○

| Art. No. | Ø [mm] | — [mm] | — [mm] | 📦 [g] |
|----------|--------|---------|---------|-------|
| 3366.225 | 25 | 105 | 305 | 325 |
| 3366.230 | 30 | 110 | 330 | 460 |
| 3366.240 | 40 | 115 | 355 | 715 |

Application:

Plumbing work, folding and bending work, upholsterer's/saddler's work, driving studs



WITH STEEL TUBE HANDLE

WITH FLUORESCENT STEEL TUBE HANDLE



- SUPERCRAFT SOFT-FACE Mallet**
- Non-rebound
 - Noise-dampening and gentle on the joints
 - Inserts made of special nylon with maximum strength. No chipping even in sub-zero temperatures
 - Break-proof steel tube handle with ergonomic non-slip rubber grip
 - Handle protection sleeve prevents damage due to missed strokes
 - Inserts replaceable

- SUPERCRAFT SOFT-FACE Mallet**
- Non-rebound
 - Noise-dampening and gentle on the joints
 - Inserts made of special nylon with maximum strength. No chipping even in sub-zero temperatures
 - Break-proof steel tube handle with ergonomic non-slip rubber grip
 - The yellow fluorescent powder coating makes finding the tool quick and easy
 - Handle protection sleeve prevents damage due to missed strokes
 - Inserts replaceable



EH 3377.

EH 3377.

Nylon: Hardness ●●●●○

Nylon: Hardness ●●●●○

| Art. No. | Ø [mm] | — [mm] | — [mm] | — [g] |
|----------|--------|--------|--------|-------|
| 3377.025 | 25 | 110 | 270 | 385 |
| 3377.030 | 30 | 110 | 295 | 585 |
| 3377.035 | 35 | 110 | 300 | 690 |
| 3377.040 | 40 | 115 | 305 | 760 |
| 3377.045 | 45 | 120 | 310 | 935 |
| 3377.050 | 50 | 120 | 315 | 1.100 |
| 3377.060 | 60 | 145 | 325 | 1.750 |
| 3377.070 | 70 | 150 | 335 | 2.250 |

| Art. No. | Ø [mm] | — [mm] | — [mm] | — [g] |
|----------|---|--------|--------|-------|
| 3377.130 | 30 | 110 | 295 | 585 |
| 3377.140 | 40 | 115 | 305 | 805 |
| 3377.150 | 50 | 120 | 315 | 1.150 |
| 3377.160 | 60 | 145 | 325 | 1.750 |
| 3000s038 | Cardboard Counter Display EN fitted with 8 x 3377.140 | | | |

Application:

Application:

Positioning and joining of workpieces, assembly of sharp-edged workpieces, straightening work, housing assembly, plant construction, maintenance work, assembly and repair work in the automotive and truck sector, sheet-metal work, for work with great power, roof truss placing

Aircraft maintenance, positioning and joining of workpieces, assembly of sharp-edged workpieces, assembly and repair work in the automotive and truck sector, sheet-metal work, straightening work, housing assembly, plant construction, maintenance work, upholsterer's/saddler's work, hole punching with hole punches, driving eyelets with eyelet punches, driving in upholstery staples



WITH 3-COMPONENT HANDLE



SUPERCRAFT SOFT-FACE Mallet

- Non-rebound
- Noise-dampening and gentle on the joints
- Inserts made of special nylon with maximum strength. No chipping even in sub-zero temperatures
- Equipped with a break-proof, flexible fibre-glass core, the 3-component handle is coated with an ergonomic polypropylene layer and an elastomer layer, which provides for a secure grip even with oily and greasy hands
- Handle protection sleeve acts as an overstrike protector
- Inserts replaceable

WITH HICKORY HANDLE



SUPERCRAFT SLEDGE HAMMERS

- Non-rebound
- Noise-dampening and gentle on the joints
- Inserts made of special nylon with maximum strength. No chipping even in sub-zero temperatures
- Vibration-dampening, ergonomically shaped, very stable and varnished hickory handle
- Handle protection sleeve acts as an overstrike protector
- Secure handle-head connection ensured by an aluminium wedge and a safety pin
- Handle and inserts replaceable

EH 3399.

Nylon: Hardness ●●●●○

| Art. No. | Ø [mm] | — [mm] | — [mm] | 🏋️ [g] |
|----------|--------|---------|---------|--------|
| 3399.040 | 40 | 115 | 365 | 780 |
| 3399.050 | 50 | 120 | 375 | 1.030 |
| 3399.060 | 60 | 145 | 385 | 1.600 |

Application:

Assembly and repair work in the automotive and truck sector, positioning and joining of workpieces, assembly of sharp-edged workpieces, straightening work, housing assembly, plant construction, maintenance work, and sheet-metal work



EH 3366.

Nylon: Hardness ●●●●○

| Art. No. | Ø [mm] | — [mm] | — [mm] | 🏋️ [g] |
|----------|--------|---------|---------|--------|
| 3366.081 | 80 | 200 | 880 | 4.410 |
| 3366.107 | 100 | 210 | 1.000 | 7.050 |
| 3366.110 | 100 | 265 | 1.000 | 9.300 |

Application:

Formwork, hall, steel and exhibition stand construction, concrete formwork, scaffold and tent construction, fence construction, driving steel wedges, straightening work, maintenance work, and changing stuck tires



PUNCHES AND DROP-MALLETS

PUNCHES AND DROP-MALLETS

Sometimes you have to soften up your opponent and

KNOCK HIM INTO SHAPE

Here, a few little helpers come in handy, such as the punches and drop-mallets from HALDER.

APPLICATION



PUNCHES

| Art. No. | Ø [mm] | Length [mm] | Weight [g] |
|----------|--------|-------------|------------|
| 3408.010 | 10 | 168 | 90 |
| 3408.012 | 12 | 170 | 130 |
| 3408.015 | 15 | 175 | 200 |

Nylon: Hardness ●●●●○

Fitted on both ends with replaceable, noise-dampening, very wear-resistant and splinter-proof heads made of special nylon, these little helpers make it possible to work with a steel hammer in an exceptionally secure and gentle manner, e.g. in the automotive and truck sector.

Application:

Assembly, repair and maintenance in an environment of limited accessibility, automotive and truck sector



DROP-MALLETS

| Art. No. | Ø [mm] | Length [mm] | Weight [g] |
|----------|--------|-------------|------------|
| 3408.020 | 20 | 150 | 215 |
| 3408.030 | 30 | 155 | 470 |
| 3408.040 | 40 | 160 | 785 |
| 3408.050 | 50 | 165 | 1.250 |

Nylon: Hardness ●●●●○

Drop-mallets are, in effect, soft-face mallets without a handle, allowing the user to hold the hammer head directly in the hand. Suitable for use in situations where limited accessibility makes it impossible to work with a mallet, they are also ideal for applying exactly the amount of impact force that is needed for striking the workpiece with perfect precision and for working with minimum force. These little helpers are fitted on both ends with replaceable, noise-dampening, very wear-resistant and splinter-proof heads made of special nylon. They are non-rebound tools thanks to their steel shot filling. The resulting effect is that the energy of the steel shot is transferred with a slight delay when the mallet's contact surface hits the workpiece. The reduced rebound lets the impact energy be absorbed with perfect efficiency, allowing for work with reduced strain on the joints and low noise.

Application:

Assembly, repair and maintenance in an environment of limited accessibility



DROP-MALLET/PUNCH KIT 4 PCS.

| Art. No. | Ø [mm] |
|----------|---|
| 3408s005 | 1x Ø 10 mm / 1x Ø 15 mm / 1x Ø 20 mm / 1x Ø 30 mm |

packaged in a plastic box



INSERTS AND HANDLES

INSERT

Nylon: Hardness ●●●●○



| Art. No. | Ø [mm] | Weight [g] |
|--------------------|--------|------------|
| 3508.010 | 10 | 1 |
| 3508.012 | 12 | 2 |
| 3508.015 | 15 | 4 |
| 3508.020 | 20 | 5 |
| 3508.025 | 25 | 10 |
| 3508.030 | 30 | 17 |
| 3508.035 | 35 | 23 |
| 3508.040 | 40 | 32 |
| 3508.045 | 45 | 43 |
| 3508.050 | 50 | 55 |
| 3508.060 | 60 | 95 |
| 3508.070 | 70 | 130 |
| 3508.080 | 80 | 195 |
| 3508.100 | 100 | 345 |
| 3508.225 (rounded) | 25 | 10 |
| 3508.230 (rounded) | 30 | 17 |
| 3508.240 (rounded) | 40 | 32 |

The nylon inserts for SUPERCRAFT soft-face mallets, punches and drop-mallets are very hard, boasting a hardness of approx. 73 Shore D. These white polyamide inserts offer outstanding impact qualities and are guaranteed to combine maximum strength with unique durability. They consist of extruded and extremely homogeneous material. Compared to injection moulded plastic inserts, they are therefore considerably more wear-resistant and durable and will never chip even in sub-zero temperatures. They hold up to the high impact forces generated by non-rebound soft-face mallets. They are also oil and grease resistant.

HICKORY HANDLE

for SUPERCRAFT soft-face mallets and sledge hammers

| Art. No. | Ø [mm] | Length [mm] | Weight [g] |
|----------|----------|-------------|------------|
| 3566.025 | 20/25 | 280 | 80 |
| 3566.030 | 30/35 | 300 | 100 |
| 3566.040 | 40/45/50 | 315 | 140 |
| 3566.060 | 60/70/80 | 300 | 190 |
| 3566.081 | 80 | 800 | 685 |
| 3566.100 | 100 | 900 | 1.030 |

Made of hickory wood, the SUPERCRAFT wooden handles are ergonomic and varnished. Hickory is a type of wood that has very long fibres, which accounts for the great stability of the handles. The wood also keeps the handles from ever breaking in two completely and ensures that the two pieces will stay connected. This prevents injury from hammer heads breaking off and sent flying.



PURE STRENGTH



BLACKCRAFT SOFT-FACE Mallet

- Non-rebound
- Noise-dampening and gentle on the joints
- Fully covered with a polyurethane coating: no corrosion, no scratches on the workpiece, no sparking in case of mis-strikes, additional vibration-reducing effect
- Long service life thanks to thick polyurethane coating on the impact sides
- Ergonomic, anti-slip and break-proof steel tube handle

EH 3379.

| Art. No. | Ø [mm] | Head Length [mm] | Head Width [mm] | Weight [g] |
|----------|--------|------------------|-----------------|------------|
| 3379.040 | 40 | 110 | 300 | 640 |
| 3379.050 | 50 | 115 | 310 | 900 |
| 3379.060 | 60 | 120 | 315 | 1.300 |

Application:

Assembly and repair work in the automotive and truck sector, changing stuck tires, car body work, dent removal positioning and joining of workpieces, straightening work sheet-metal work, maintenance work, working on components with sensitive surfaces



THE SPECIALIST FOR CORNERS AND EDGES



SECURAL SOFT-FACE Mallet

- Replaceable, rectangular, and medium hard inserts made of polyurethane
- Perfectly balanced, the ratio of hammer head mass to shot mass in combination with the cushioning properties of the contact surfaces guarantees maximum rebound damping
- Noise-dampening and joint-friendly working
- Extremely high impact force at low weight
- Perfectly break-proof connection between hammer head and handle thanks to the longitudinal welds of the housing

SECURAL

EH 3380.

| Art. No. | Length x Width [mm] | — [mm] | — [mm] | 📦 [g] |
|----------|--|---------|---------|-------|
| 3380.040 | 30 x 40 | 117 | 300 | 680 |
| 3380.045 | 35 x 45 | 140 | 310 | 920 |
| 3000s039 | Cardboard Counter Display EN fitted with 8 x 3380.040 | | | |
| 3000s051 | Cardboard Counter Display EN fitted with 4 x 3380.040 x 4 x 3380.045 | | | |

Polyurethane: Hardness ●●●○○

Application:

Parquet and laminate flooring, window and door construction, drywall construction, furniture assembly, joiner's work, sheet-metal work, positioning and joining of workpieces, repair work, and chisel work



EH 3380.

| Art. No. | Length x Width [mm] | — [mm] | — [mm] | 📦 [g] |
|----------|---------------------|---------|---------|-------|
| 3380.140 | 30 x 40 | 117 | 325 | 680 |

with special handle end

Polyurethane: Hardness ●●●○○

Application:

Window glazing, aluminium and plastic strip setting, press fitting rubber seals



INSERT

| Art. No. | Length x Width [mm] | 📦 [g] |
|----------|---------------------|-------|
| 3511.040 | 30 x 40 | 35 |
| 3511.045 | 35 x 45 | 55 |

Polyurethane: Hardness ●●●○○



With its shore hardness of approx. 60 Shore D, the insert used for the SECURAL soft-face mallet is medium hard. The SECURAL is a true specialist for corners and edges thanks to its rectangular shape. Made of polyurethane, these yellow inserts are wear-resistant and impact cushioning.

ONE FOR TWO



2-IN-1 COMBI HAMMER

- Steel hammer plus soft-face mallet
- Hammer head made of premium heat-treated steel, contact surface induction hardened
- Replaceable insert made of special nylon with maximum strength
- Break-proof steel tube handle with ergonomic non-slip rubber grip
- Wear-resistant powder coating prevents corrosion



FERROPLEX

EH 3677.

| Art. No. | ∅ [mm] | — [mm] | — [mm] | ♁ [g] |
|----------|-----------|------------|------------|----------|
| 3677.030 | 30 | 104 | 290 | 600 |
| 3677.035 | 35 | 104 | 295 | 800 |

locksmith's hammer and soft-face mallet in one

Application:

General mounting work in industry, crafts and the automotive sectors, service and maintenance work, and installation work



for replacement insert Nylon, see page 168

APPLICATIONS



HALDER FORESTRY TOOLS



SIMPLEX SPLITTING AXE



SIMPLEX SPLITTING MAUL



SIMPLEX SPLITTING AXE



HAND AXE



TWISTED SPLITTING WEDGE

**TEST MARKS ISSUED BY CERTIFIED
INSTITUTIONS ATTEST TO OUR
OUTSTANDING QUALITY**



Safety certified by the Experimental and Testing Institute (VPA) in Remscheid. The VPA has been focusing intensely on the testing of hand tools for more than 50 years. Representing the leading GS seal of safety in Europe, the GS mark is primarily granted for hand tools by the VPA.



The Board of Trustees for Forest Work and Forestry Technology (KWF) awards its seals of approval after extensive practical tests. Users can thus be sure that the HALDER forestry tools are high-quality products for safe working.

SPLITTING MAUL 2 IN 1



SIMPLEX SPLITTING MAUL

- 2 tools in 1: Splitting maul plus soft-face mallet
- Made from high-grade carbon steel, the drop-forged splitting insert delivers extremely high splitting action thanks to its turned nose
- No risk of injury from metal splinters when wedging wood open thanks to the nylon insert in Ø 60mm (white, hard, very durable, and no chipping even in sub-zero temperatures)
- Significantly improved service life of plastic and aluminium wedges
- Cast iron housing with integrated handle protection sleeve and excellent break resistance
- Long-fibre and ultra durable hickory handle, varnished and shaped ergonomically
- All parts are interchangeable
- Including leather cutting protection



EH 3008.

| Art. No. | ∅ [mm] | [mm] | [mm] | [g] |
|----------|-----------|----------|----------|---------|
| 3008.160 | 60 | 65 | 900 | 4.100 |

splitting insert with turned nose
Nylon: Hardness ●●●●○

Application:

Motor manual wood harvesting, safe and material-friendly driving of steel wedges with the superplastic insert, log splitting, splitting felled timber with a wedge, gentle driving of wooden stakes, and gardening and landscaping



SPLITTING AXE 2 IN 1



SIMPLEX SPLITTING AXE

- 2 tools in 1: Splitting axe plus soft-face mallet
- Drop-forged axe blade: Version 1 with thin shape, version 2 with wedge ribs
- No risk of injury from metal splinters when wedging wood open thanks to the nylon insert in Ø 50mm (white, hard, very durable, and no chipping even in sub-zero temperatures)
- Significantly improved service life of plastic and aluminium wedges
- Cast iron housing with integrated handle protection sleeve and excellent break resistance
- Long-fibre and ultra durable hickory handle, varnished and shaped ergonomically
- All parts are interchangeable
- Including leather cutting protection



EH 3008.

| Art. No. | Ø [mm] | [mm] | [mm] | [g] |
|----------|--------|------|------|-------|
| 3008.750 | 50 | 100 | 765 | 2.700 |

Application:
Ideally suited for splitting coniferous wood.



axe blade, thin shape
Nylon: Hardness ●●●●○

EH 3008.

| Art. No. | Ø [mm] | [mm] | [mm] | [g] |
|----------|--------|------|------|-------|
| 3008.751 | 50 | 100 | 765 | 2.840 |

Application:
Ideally suited for splitting hardwood - the optimized wedge ribs increase the splitting action and keep the tool from becoming stuck in the wood.





axe blade with wedge ribs
Nylon: Hardness ●●●●○

INDIVIDUAL COMPONENTS

FOR SIMPLEX SPLITTING MAUL

SIMPLEX SPLITTING MAUL, INDIVIDUAL COMPONENTS

HICKORY HANDLE

| Art. No. |  [mm] |  [g] |
|----------|--|---|
| 3244.160 | 830 | 750 |



Hickory handle 3244.160 may only be installed into the cast iron housing 3011.160!



Designed for two-sided use of the splitting maul, this hickory handle has been varnished and given an ergonomic shape. Hickory is a type of wood that has very long fibres, which accounts for the great stability of the handles. The wood also keeps the handles from ever breaking in two completely and ensures that the two pieces will stay connected. The prevents injury from hammer heads breaking off and sent flying.

SPLITTING INSERT

with turned nose, including plastic socket

| Art. No. |  [mm] |  [g] |
|----------|--|---|
| 3210.160 | 65 | 1.340 |

Splitting insert 3210.160 may only be installed into the cast iron housing 3011.160!

The splitting insert of the SIMPLEX splitting maul has been forged from premium carbon steel. It delivers extremely high splitting action thanks to its turned nose. Its weight of 1,340 g makes the splitting maul exceedingly top heavy, contributing to its excellent splitting action. The fitted plastic socket makes it possible to clamp the splitting insert into the SIMPLEX housing.



PLASTIC SOCKET

| Art. No. |  [g] |
|----------|--|
| 3210.168 | 15 |



CUTTING PROTECTION

| Art. No. |  [g] |
|----------|---|
| 3210.169 | 30 |



CAST IRON HOUSING

including screw, nut and spring washer

| Art. No. |  [g] |
|----------|---|
| 3011.160 | 1.900 |



Only SIMPLEX splitting maul spare parts may be installed into the cast iron housing 3011.160!

The SIMPLEX cast iron housing (series 3011) is the most commonly used housing in HALDER's product selection. It comes with an integrated handle protection sleeve that keeps the handle protected in case of mis-strikes. Robust and reducing vibrations, this housing is exceptionally durable and highly resistant to breakage - not least because of its wear-resistant powder coating.



INSERT

Nylon: Hardness ●●●●○

| Art. No. |  [mm] |  [g] |
|----------|--|---|
| 3208.060 | 60 | 160 |

With its hardness of approx. 73 Shore D, the SIMPLEX insert Nylon is an extremely hard insert. This white polyamide insert offers outstanding impact qualities and is guaranteed to combine maximum strength with unique durability. It is composed of extruded and extremely homogeneous material. Compared to injection moulded plastic inserts, it is therefore considerably more wear-resistant and durable and will never chip even in sub-zero temperatures. Moreover, it is also oil and grease resistant.



INDIVIDUAL COMPONENTS

FOR SIMPLEX SPLITTING AXES

SIMPLEX SPLITTING AXE, INDIVIDUAL COMPONENTS

CAST IRON HOUSING

| Art. No. |  [g] |
|----------|---|
| 3011.750 | 990 |



including screw, nut and spring washer



Only SIMPLEX splitting axe spare parts may be installed into the cast iron housing 3011.750!

This cast iron housing comes with an integrated handle protection sleeve that keeps the handle protected in case of mis-strikes. Robust and reducing vibrations, this housing is exceptionally durable and highly resistant to breakage - not least because of its wear-resistant powder coating. Their weight of 990 g makes the splitting axes exceedingly top heavy and thus allows them to deliver great splitting action.

HICKORY HANDLE

| Art. No. |  [mm] |  [g] |
|----------|--|---|
| 3244.750 | 685 | 620 |

Hickory handle 3244.750 may only be installed into the cast iron housing 3011.750!





Designed for two-sided use of the axes, this handle made of hickory wood has been varnished and given an ergonomic shape. Hickory is a type of wood that has very long fibres, which accounts for the great stability of the handles. The wood also keeps the handles from ever breaking in two completely and ensures that the two pieces will stay connected. The prevents injury from hammer heads breaking off and sent flying.

CUTTING PROTECTION

| Art. No. |  [g] |
|----------|---|
| 3210.759 | 30 |



INSERT

| Art. No. |  [mm] |  [g] |
|----------|--|---|
| 3208.050 | 50 | 100 |



Nylon: Hardness ●●●●○

With its hardness of approx. 73 Shore D, the SIMPLEX insert Nylon is an extremely hard insert. This white polyamide insert offers outstanding impact qualities and is guaranteed to combine maximum strength with unique durability. It is composed of extruded and extremely homogeneous material. Compared to injection moulded plastic inserts, it is therefore considerably more wear-resistant and durable and will never chip even in sub-zero temperatures. Moreover, it is also oil and grease resistant.



AXE BLADE

thin shape
including plastic socket

| Art. No. |  [mm] |  [g] |
|----------|--|---|
| 3210.750 | 100 | 930 |



Axe blade 3210.750 may only be installed into the cast iron housing 3011.750!

This drop-forged and hardened axe blade for the SIMPLEX splitting axe has been polished and ground to a spherical shape. This keeps the axe from becoming stuck in the wood and helps retain its splitting action. Its slender shape makes the axe blade ideally suited for splitting coniferous wood. Its weight of 930 g makes the splitting axe exceedingly top heavy, contributing to its excellent splitting action. The fitted plastic socket makes it possible to clamp the splitting insert into the SIMPLEX housing.



AXE BLADE

with wedge ribs
including plastic socket

| Art. No. |  [mm] |  [g] |
|----------|--|---|
| 3210.751 | 100 | 1.070 |

Axe blade 3210.751 may only be installed into the cast iron housing 3011.750!

This drop-forged and hardened axe blade for the SIMPLEX splitting axe has been polished and ground to a spherical shape. This keeps the axe from becoming stuck in the wood and helps retain its splitting action. The optimized wedge ribs increase the splitting action and keep the tool from becoming stuck in the wood, making this version ideal for splitting hardwood. Its weight of 1,070 g makes the splitting axe exceedingly top heavy, contributing to its excellent splitting action. The fitted plastic socket makes it possible to clamp the splitting insert into the SIMPLEX housing.



PLASTIC SOCKET

| Art. No. |  [g] |
|----------|---|
| 3210.758 | 15 |



HAND AXE



HAND AXE

- Robust all-metal design made of special heat-treated steel
- Finely ground and polished on all sides
- Weight of 1,000 g is perfectly balanced
- Anti-slip leather handle contours to the shape of the hand. The leather also absorbs moisture and releases it again when the work is done
- Including high-quality leather cutting protection

TWISTED SPLITTING WEDGE



TWISTED SPLITTING WEDGE

- Forged solid
- Great splitting action thanks to perfect 20° twist
- Will not even shrink back from splitting knotted wood
- The strike plate is ground and designed with a chamfer
- Recessed grips on the sides for secure handling
- Slanted grooves keep the wedge from rebounding - even in frozen wood

EH 3555.

Including leather belt bag as cutting protection

| Art. No. |  [mm] |  [mm] |  [g] |
|----------|--|--|---|
| 3555.375 | 90 | 370 | 1.000 |

Application:

Splitting of smaller logs and kindling, for sharpening wooden stakes, rough carving tasks, useful outdoor tool for campers, hunters, off-roaders, etc.



EH 3556.

including convenient transport box made of special plastic

| Art. No. |  [mm] |  [mm] |  [g] |
|----------|--|--|---|
| 3556.260 | 50 | 260 | 3.100 |





Twisted perfectly by 20°, it delivers a great amount of splitting action, ideal companion product for the SIMPLEX splitting maul and the SIMPLEX sledge hammers, solid twisted splitting wedge made of drop-forged heat-treated steel, strike plate ground and designed with a chamfer, cutting edge ground blank, with guide groove and forged diagonal grooves and forged recessed grips on the sides

Application:

Effortless and efficient log splitting, perfect in combination with the SIMPLEX splitting mauls and SIMPLEX sledge hammers



packaged in wooden gift box

| Art. No. |  [mm] |  [mm] |  [mm] |  [g] |
|----------|--|---|--|---|
| 3555s001 | 380 | 190 | 70 | 1.800 |



FORESTRY SLEDGE



FORESTRY SLEDGE

- For extra powerful strikes and working with reduced strain on the joints and low noise
- Very durable, replaceable, and splinter-proof flat inserts made of special nylon
- Robot-welded hammer head and handle protection sleeve.
- Long-fibre, ultra durable vibration and vibration damping hickory handle, varnished and shaped ergonomically

FORESTRY WOODEN DISPLAY

→ For different fitting options



EH 3366.

Nylon: Hardness ●●●●○

| Art. No. | Ø [mm] | — [mm] | — [mm] | — [g] |
|----------|--------|--------|--------|-------|
| 3366.0S3 | 80 | 200 | 880 | 3.600 |
| 3366.0S5 | 100 | 210 | 1.000 | 5.000 |
| 3366.0S6 | 100 | 265 | 1.000 | 6.500 |

ATTENTION:
Not suitable for use in industrial production or other sensitive environments! No impact plates between steel shot and inserts!

Application:
For gentle driving of wooden stakes.



INSERT

Nylon: Hardness ●●●●○

| Art. No. | Ø [mm] | — [g] |
|----------|--------|-------|
| 3508.S80 | 80 | 195 |
| 3508.S10 | 100 | 345 |

The flat nylon inserts consist of extruded and extremely homogeneous material. Compared to injection moulded plastic inserts, they are therefore considerably more wear-resistant and durable and will never chip even in sub-zero temperatures.



MAGNETIC HOLDER

HIT IT: THAT FITS!



MAGNETIC HOLDER

- Mount for multi-functional use with no need to screw the holder in place
- Rugged plastic design
- Tremendous holding force thanks to six neodymium magnets (Ø 65 mm)
- Rubber-encased contact surface is resistant to oil and prevents scratches on the holding surface
- Special shape provides for dual-use zones
- Attractive sales packaging with safety information and instructions for use

SPECIAL PLASTIC

- Made of wear-resistant, durable, and medium hard special plastic
- Allows for the distribution of a point-to-point impact force across a surface and for the compensation of height differences to create smooth transitions
- Sturdy and convenient support

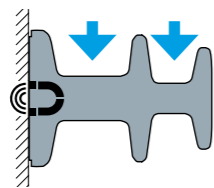


EH 3688.

plastic,
with six neodymium magnets



| Art. No. | Color | Ø [mm] | H [mm] | W [mm] | g [g] |
|----------|--|----------|--------|--------|-------|
| 3688.002 | blue | 75/70/55 | 100 | | 250 |
| 3688.003 | black | 75/70/55 | 100 | | 250 |
| 3000s037 | Cardboard Counter Display EN fitted with 16 x 3688.003 | | | | |



APPLICATIONS



EH 3688.

| Art. No. | W [mm] | H [mm] | D [mm] | g [g] |
|----------|--------|--------|--------|-------|
| 3688.001 | 200 | 140 | 40 | 1.065 |

Application:

Road, walkway and green space construction. The mallet block is used to distribute the point-to-point impact force exerted by a hammer or crowbar head across a plain surface and to offset any differences in height. This allows for smooth transitions between pavement slabs, lawn and curb stone edges (preventing tripping hazards). Another advantage is the compaction of the substrate, preventing it from sagging later on. Finally, the block keeps stones and slabs perfectly protected from damage.

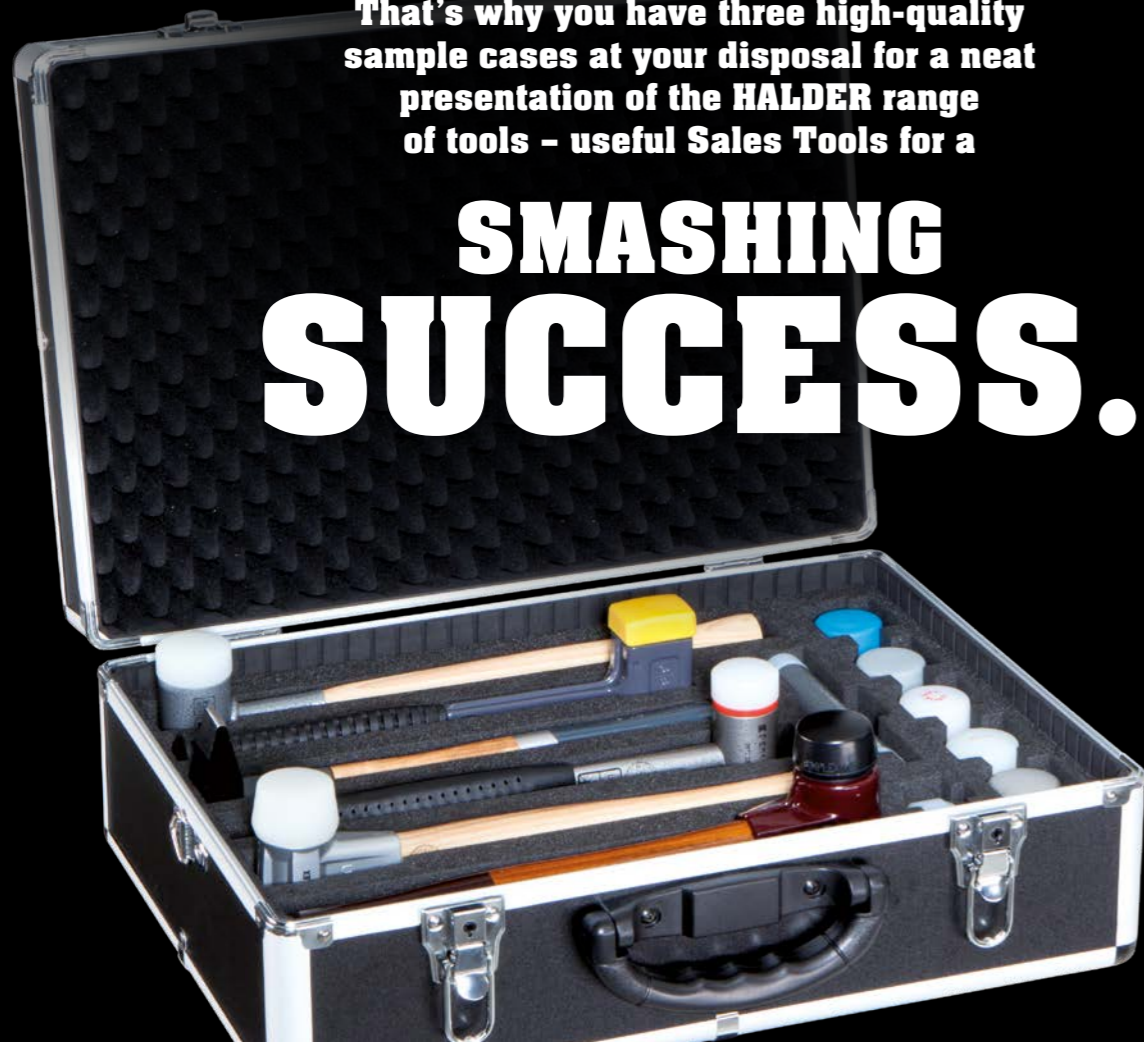
Special plastic: Hardness ●●●○○



“You don’t get a second chance to make a first impression.”

That’s why you have three high-quality sample cases at your disposal for a neat presentation of the HALDER range of tools - useful Sales Tools for a

SMASHING SUCCESS.



PRODUCT PRESENTATION



→ **POS SHELVES**

HALDER offers a flexible system of sales shelves that dealers can use as the perfect and sales-boosting presentation tool for a product selection that caters to their specific group of customers.



→ **SALES DISPLAY MADE OF WOOD**

For different fitting options (single products and promo boxes).

UNIVERSAL

selection of the most common soft-face mallets covering different application areas

| Art. No. | [mm] | [mm] | [mm] | [g] |
|----------|------|------|------|--------|
| 3000.993 | 480 | 355 | 185 | 10.000 |

Offering exactly what the name suggests, this demonstration kit provides a perfect cross-section of the soft-face mallet selection made by HALDER: All eight available inserts and all three housing types of the SIMPLEX series plus the non-rebound hammers SUPERCRAFT and SECURAL, the entry-level hammer BASEPLEX, and the FERROPLEX Combi Hammer. But, that is not all! It also includes the magnetic holder plus one drop-mallet and one punch. Just what your field service staff needs to achieve resounding success!

fitted with:



→ **COUNTER DISPLAY**

For showcasing HALDER’s Ø 25 mm – Ø 60 mm soft-face mallets in the best possible way on the sales counter.



→ **COUNTER DISPLAY**

For showcasing HALDER’s soft-face mallets in the best possible way on the sales counter.



→ **POUNDING STATION**

For testing HALDER’s soft-face mallets. Aluminium framework filled with steel shot and a 2.5 cm steel plate for a minimum noise level. Including HALDER soft-face mallet selection.

| Art. No. | Page | Art. No. | Page | Art. No. | Page | Art. No. | Page | Art. No. | Page | Art. No. | Page | Art. No. | Page |
|----------|--------|----------|-----------|----------|-----------|----------|---------|----------|-----------------|----------|--------|----------|--------|
| 3000s038 | 163 | 3011.129 | 116 | 3028.060 | 132 | 3122.049 | 116 | 3244.050 | 119 | 3508.070 | 168 | 3709.081 | 139 |
| 3000s039 | 171 | 3011.160 | 180 | 3028.080 | 132 | 3122.050 | 115 | 3244.060 | 119 | 3508.080 | 168 | | |
| 3000s051 | 171 | 3011.169 | 116 | 3028.081 | 141 | 3122.059 | 116 | 3244.061 | 119 | 3508.100 | 168 | 3711.030 | 115 |
| 3000s037 | 188 | 3011.750 | 183 | 3028.082 | 132 | 3122.060 | 115 | 3244.080 | 119 | 3508.225 | 168 | 3711.039 | 117 |
| 3000.993 | 190 | 3011.759 | 116 | 3028.260 | 145 | 3122.069 | 116 | 3244.081 | 119 | 3508.230 | 168 | 3711.040 | 115 |
| | | | | 3028.261 | 146 | | | 3244.082 | 119 | 3508.240 | 168 | 3711.049 | 117 |
| 3001.030 | 121 | 3012.030 | 130 | 3028.280 | 145 | 3127.030 | 133 | 3244.100 | 119 | 3508.S80 | 186 | 3711.050 | 115 |
| 3001.040 | 121 | 3012.040 | 130 | 3028.281 | 146 | 3127.040 | 91/133 | 3244.160 | 181 | 3508.S10 | 186 | 3711.059 | 117 |
| 3001.050 | 121 | 3012.050 | 130 | 3028.282 | 145 | 3127.050 | 133 | 3244.750 | 183 | | | 3711.060 | 115 |
| 3001.060 | 121 | 3012.060 | 130 | | | 3127.060 | 133 | | | 3511.040 | 171 | 3711.069 | 117 |
| 3001.080 | 121 | 3012.080 | 130 | 3029.030 | 132 | | | 3366.0S3 | 186 | 3511.045 | 171 | 3711.080 | 115 |
| 3001.082 | 121 | 3012.081 | 140 | 3029.040 | 132 | 3137.030 | 134 | 3366.0S5 | 23/186 | | | 3711.089 | 117 |
| | | 3012.082 | 130 | 3029.050 | 132 | 3137.040 | 134 | 3366.0S6 | 23/87/89/186 | 3555.375 | 85/184 | | |
| 3002.030 | 122 | 3012.260 | 144 | 3029.060 | 132 | 3137.050 | 134 | 3366.020 | 160 | 3555s001 | 184 | 3728.030 | 135 |
| 3002.040 | 122 | 3012.261 | 147 | 3029.080 | 132 | 3137.060 | 15/134 | 3366.025 | 160 | | | 3728.040 | 135 |
| 3002.050 | 122 | 3012.280 | 144 | 3029.260 | 145 | | | 3366.030 | 160 | 3556.260 | 87/185 | 3728.050 | 135 |
| 3002.060 | 122 | 3012.281 | 147 | 3029.280 | 145 | 3201.030 | 111 | 3366.035 | 160 | | | 3728.060 | 135 |
| 3002.080 | 122 | 3012.282 | 144 | 3029.282 | 145 | 3201.040 | 111 | 3366.040 | 47/59/97/160 | 3566.025 | 168 | 3728.080 | 135 |
| 3002.081 | 137 | | | | | 3201.050 | 111 | 3366.045 | 160 | 3566.030 | 168 | | |
| 3002.082 | 122 | 3013.030 | 130 | 3089.030 | 132 | 3201.051 | 150 | 3366.050 | 37/97/160 | 3566.040 | 168 | 3748.030 | 135 |
| 3002.100 | 137 | 3013.040 | 130 | 3089.040 | 132 | 3201.060 | 111 | 3366.060 | 31/37/47/87/160 | 3566.060 | 168 | 3748.040 | 73/135 |
| | | 3013.050 | 29/130 | 3089.050 | 75/132 | 3201.080 | 111 | 3366.070 | 31/37/55/160 | 3566.081 | 168 | | |
| 3003.030 | 123 | 3013.060 | 21/130 | 3089.060 | 75/132 | | | 3366.080 | 160 | 3566.100 | 168 | 3749.030 | 135 |
| 3003.040 | 123 | 3013.080 | 21/57/130 | 3089.080 | 132 | 3202.030 | 111 | 3366.081 | 41/165 | | | 3749.040 | 39/135 |
| 3003.050 | 123 | 3013.081 | 140 | 3089.081 | 141 | 3202.040 | 111 | 3366.107 | 57/71/73/165 | 3677.030 | 67/173 | | |
| 3003.060 | 123 | 3013.082 | 130 | | | 3202.050 | 111 | 3366.110 | 165 | 3677.035 | 173 | 3804.030 | 113 |
| 3003.080 | 123 | | | 3101.030 | 121 | 3202.060 | 111 | 3366.225 | 65/95/161 | | | 3804.040 | 113 |
| 3003.082 | 123 | 3017.030 | 130 | 3101.040 | 121 | 3202.080 | 111 | 3366.230 | 65/161 | 3688.001 | 25/189 | | |
| | | 3017.040 | 130 | 3101.050 | 121 | 3202.100 | 111 | 3366.240 | 161 | 3688.002 | 188 | 3844.030 | 119 |
| 3006.030 | 125 | 3017.050 | 130 | 3101.060 | 121 | 3202.260 | 143 | | | 3688.003 | 61/188 | 3844.040 | 119 |
| 3006.040 | 125 | 3017.051 | 45/99/149 | | | 3202.280 | 143 | 3377.025 | 162 | | | 3844.060 | 119 |
| 3006.050 | 125 | 3017.060 | 130 | 3102.030 | 122 | | | 3377.030 | 162 | 3701.030 | 121 | 3844.080 | 119 |
| 3006.060 | 125 | 3017.080 | 130 | 3102.040 | 122 | 3203.030 | 111 | 3377.035 | 162 | 3701.040 | 121 | 3844.081 | 119 |
| | | 3017.081 | 140 | 3102.050 | 122 | 3203.040 | 111 | 3377.040 | 71/162 | 3701.050 | 121 | | |
| 3007.030 | 124 | 3017.082 | 130 | 3102.060 | 122 | 3203.050 | 111 | 3377.045 | 162 | 3701.060 | 121 | 3906.025 | 153 |
| 3007.040 | 124 | | | | | 3203.060 | 111 | 3377.050 | 37/71/162 | 3701.080 | 121 | 3906.030 | 153 |
| 3007.050 | 124 | 3022.260 | 143 | 3103.030 | 123 | 3203.080 | 111 | 3377.060 | 37/71/73/162 | | | 3906.040 | 153 |
| 3007.060 | 124 | 3022.261 | 146 | 3103.040 | 123 | | | 3377.070 | 37/162 | 3702.030 | 122 | 3906.050 | 153 |
| 3007.080 | 124 | 3022.280 | 143 | 3103.050 | 123 | 3206.030 | 112 | 3377.130 | 163 | 3702.040 | 122 | | |
| 3007.081 | 137 | 3022.281 | 146 | 3103.060 | 123 | 3206.040 | 112 | 3377.140 | 97/163 | 3702.050 | 122 | 3908.025 | 153 |
| 3007.082 | 124 | 3022.282 | 143 | | | 3206.050 | 112 | 3377.150 | 97/163 | 3702.060 | 122 | 3908.030 | 153 |
| 3007.100 | 137 | | | 3106.030 | 125 | 3206.060 | 112 | 3377.160 | 163 | 3702.080 | 122 | 3908.040 | 153 |
| 3007.125 | 89/137 | 3023.030 | 131 | 3106.040 | 125 | | | | | | | 3908.050 | 153 |
| 3007.141 | 137 | 3023.040 | 131 | 3106.050 | 125 | 3207.030 | 112 | 3379.040 | 169 | 3703.030 | 123 | | |
| | | 3023.050 | 131 | 3106.060 | 125 | 3207.040 | 112 | 3379.050 | 169 | 3703.040 | 123 | 3944.025 | 155 |
| 3008.030 | 126 | 3023.060 | 131 | | | 3207.050 | 112 | 3379.060 | 41/169 | 3703.050 | 123 | 3944.040 | 155 |
| 3008.040 | 126 | 3023.080 | 131 | 3107.030 | 124 | 3207.051 | 150 | | | 3703.060 | 123 | | |
| 3008.050 | 126 | 3023.082 | 131 | 3107.040 | 124 | 3207.060 | 112 | 3380.040 | 103/171 | 3703.080 | 123 | 3966.025 | 155 |
| 3008.060 | 126 | 3023.260 | 144 | 3107.050 | 124 | 3207.080 | 112 | 3380.045 | 29/47/171 | | | 3966.030 | 155 |
| 3008.080 | 126 | 3023.280 | 144 | 3107.060 | 124 | 3207.100 | 112 | 3380.140 | 51/171 | 3704.030 | 128 | 3966.040 | 155 |
| 3008.081 | 138 | 3023.282 | 144 | | | 3207.125 | 112 | | | 3704.040 | 128 | 3966.050 | 155 |
| 3008.160 | 79/177 | | | 3108.030 | 126 | 3207.141 | 112 | 3399.040 | 164 | | | | |
| 3008.750 | 81/179 | 3026.030 | 131 | 3108.040 | 126 | | | 3399.050 | 39/164 | 3706.030 | 125 | 3968.025 | 154 |
| 3008.751 | 83/179 | 3026.040 | 35/131 | 3108.050 | 126 | 3208.030 | 112 | 3399.060 | 164 | 3706.040 | 125 | 3968.030 | 67/154 |
| | | 3026.050 | 35/131 | 3108.060 | 126 | 3208.040 | 112 | | | 3706.050 | 125 | 3968.040 | 35/154 |
| 3009.030 | 127 | 3026.060 | 131 | | | 3208.050 | 112/183 | 3408.010 | 167 | 3706.060 | 125 | 3968.050 | 35/154 |
| 3009.040 | 127 | 3026.260 | 144 | 3113.030 | 133 | 3208.060 | 112/181 | 3408.012 | 39/167 | | | | |
| 3009.050 | 127 | | | 3113.040 | 27/133 | 3208.080 | 112 | 3408.015 | 167 | 3707.030 | 124 | 3988.025 | 155 |
| 3009.060 | 127 | 3027.030 | 131 | 3113.050 | 133 | | | 3408.020 | 167 | 3707.040 | 124 | 3988.030 | 155 |
| 3009.080 | 127 | 3027.040 | 131 | 3113.060 | 15/133 | 3209.030 | 113 | 3408.030 | 71/167 | 3707.050 | 124 | 3988.040 | 155 |
| 3009.081 | 139 | 3027.050 | 17/131 | | | 3209.040 | 113 | 3408.040 | 71/167 | 3707.060 | 124 | 3988.050 | 155 |
| | | 3027.060 | 131 | 3117.030 | 133 | 3209.050 | 113 | 3408.050 | 167 | 3707.080 | 124 | | |
| 3011.030 | 115 | 3027.080 | 55/131 | 3117.040 | 133 | 3209.060 | 113 | 3408s005 | 167 | | | | |
| 3011.039 | 116 | 3027.081 | 141 | 3117.050 | 59/133 | 3209.080 | 113 | | | 3708.030 | 126 | | |
| 3011.040 | 115 | 3027.082 | 131 | 3117.051 | 45/99/149 | | | 3508.010 | 168 | 3708.040 | 126 | | |
| 3011.049 | 116 | 3027.100 | 19/55/141 | 3117.060 | 133 | 3210.160 | 180 | 3508.012 | 168 | 3708.050 | 126 | | |
| 3011.050 | 115 | 3027.260 | 17/145 | | | 3210.168 | 181 | 3508.015 | 168 | 3708.060 | 126 | | |
| 3011.059 | 116 | 3027.261 | 19/146 | 3118.030 | 65/134 | 3210.169 | 181 | 3508.020 | 168 | 3708.080 | 126 | | |
| 3011.060 | 115 | 3027.280 | 19/145 | 3118.040 | 65/134 | 3210.750 | 182 | 3508.025 | 168 | 3708.081 | 138 | | |
| 3011.069 | 116 | 3027.281 | 19/146 | 3118.050 | 134 | 3210.751 | 182 | 3508.030 | 168 | | | | |
| 3011.080 | 115 | 3027.282 | 17/145 | 3118.060 | 134 | 3210.758 | 182 | 3508.035 | 168 | 3709.030 | 127 | | |
| 3011.089 | 116 | | | | | 3210.759 | 183 | 3508.040 | 168 | 3709.040 | 127 | | |
| 3011.100 | 115 | 3028.030 | 132 | 3122.030 | 115 | | | 3508.045 | 168 | 3709.050 | 127 | | |
| 3011.109 | 116 | 3028.040 | 132 | 3122.039 | 116 | 3244.030 | 119 | 3508.050 | 168 | 3709.060 | 127 | | |
| 3011.125 | 115 | 3028.050 | 132 | 3122.040 | 115 | 3244.040 | 119 | 3508.060 | 168 | 3709.080 | 127 | | |

A GOOD INVESTMENT: IN MANUFACTURING QUALITY

For more than 80 years, Erwin Halder KG has been a reliable and competent partner for trade, industry and commerce. This is not only due to our high-quality products "Made in Germany", but also to the individual support that we give our customers. Still today, the entire process chain is in the hands of our family business – from development to production and worldwide distribution. Throughout, we attach the greatest importance to sustainability in all areas. Test the original, for professionals.

CHALLENGE US – WE'LL PROVE OURSELVES.

The HALDER delivery and payment terms and conditions apply to all parts and products contained in this catalogue. Please use the specified item numbers for the clear description of the parts. All measurements are – unless otherwise specified – in millimeters. We reserve the rights to make changes due to further development and printing errors. Copyright Erwin Halder KG. Reproductions – including excerpts – are only to be made with our permission. Our terms and conditions can be found online at www.halder.com. Should you have no access to the internet, you can also request a copy of our terms and conditions per telephone.



SAFETY INFORMATION

To reduce the risks for the user and for other people in the same working area, the following safety instructions must be observed when working with our soft-face mallets:

- 1 We recommend that you wear suitable protective clothing (e.g. protective gloves, safety eyewear) when working with soft-face mallets.
- 2 When striking with soft-face mallets, maintain an adequate safety distance to other persons and objects.
- 3 When striking heat-treated workpieces, always use a soft-face mallet with plastic inserts.
- 4 Only use a soft-face mallet for the purpose for which it is intended. Avoid jarring blows and only use the striking faces of the mallet, never the side of the housing.
- 5 Select the appropriate hammer weight and diameter with regard to the work to be performed.
- 6 Before every use, check that the components of the soft-face mallet are properly aligned and tightened.
- 7 Never use a hammer with chips or burrs on the striking face. Worn replaceable parts (replacement inserts, wooden handles) must be replaced.
- 8 On warranty and safety grounds, only use original HALDER replacement parts for HALDER soft-face mallets.
- 9 Follow the fitting instructions on page 109 when fitting SIMPLEX replacement parts.
- 10 Never strike one hammer against another.
- 11 Make sure that the soft-face mallet is carefully maintained and properly stored after use.
- 12 Only use a soft-face mallet with plastic inserts for driving in steel wedges. Steel-on-steel strikes may lead to chipping.

In addition to the above safety instructions, please observe any country-specific standards and regulations.



HALDER


ERWIN HALDER KG

Erwin-Halder-Straße 5-9
88480 Achstetten-Bronnen
Germany

T +49 7392 7009-0
F +49 7392 7009-160
info@halder.com
www.halder.com

#BeAnOriginalPro

Follow us:
@haldertools



(H19/EN/2022)