


## Boutons à croisillons • DIN 6335 alliage léger

EH 24630.



### Description produit

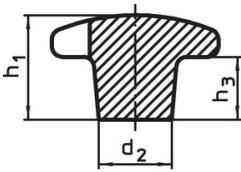
Ces boutons à croisillons sont fabriqués selon la norme DIN 6335.

### Matières

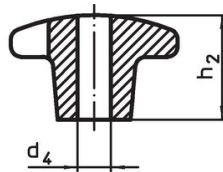
#### Poignée

- alliage léger Al, non poli
- alliage léger Al, poli

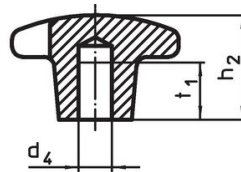
### Plan



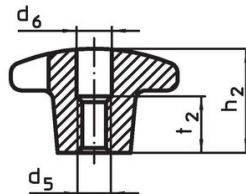
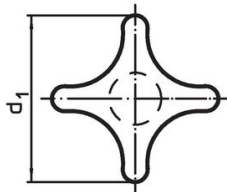
croquis 1



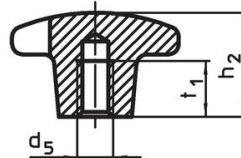
croquis 2



croquis 3



croquis 4



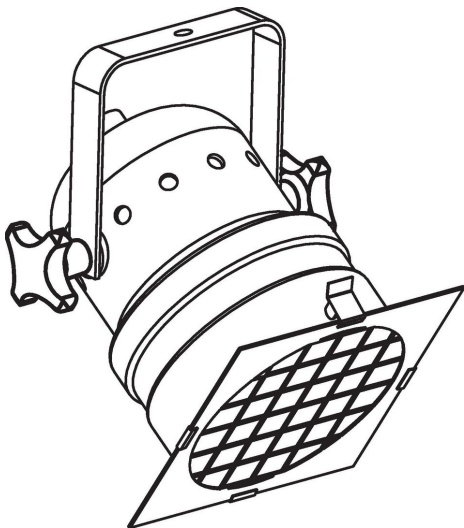
croquis 5

### Informations détaillées

d <sub>1</sub>	d <sub>2</sub>	d <sub>4</sub> H7	d <sub>5</sub>	Dimensions						Référence article	
				d <sub>6</sub>	h <sub>1</sub>	h <sub>2</sub>	h <sub>3</sub>	t <sub>1</sub>	t <sub>2</sub>		
[mm]											[g]
<b>pièce brute, forme A – croquis 1, non poli</b>											
40	14	–	–	–	26	–	14	–	–	27	<a href="#">24630.0040</a>
50	18	–	–	–	34	–	20	–	–	51	<a href="#">24630.0050</a>
63	20	–	–	–	42	–	25	–	–	95	<a href="#">24630.0063</a>
80	25	–	–	–	52	–	30	–	–	161	<a href="#">24630.0080</a>
<b>trou borgne lisse, forme C – croquis 3, non poli</b>											
40	14	8	–	–	–	25	–	15	–	23	<a href="#">24630.0240</a>
50	18	10	–	–	–	32	–	18	–	42	<a href="#">24630.0250</a>
63	20	12	–	–	–	40	–	22	–	73	<a href="#">24630.0263</a>
80	25	16	–	–	–	50	–	28	–	138	<a href="#">24630.0280</a>
<b>avec taraudage et alésage traversant, forme D – croquis 4, non poli</b>											
40	14	–	M 8	8,4	–	25	–	–	13	23	<a href="#">24630.0340</a>
50	18	–	M10	10,5	–	32	–	–	16	44	<a href="#">24630.0350</a>
63	20	–	M12	13,0	–	40	–	–	20	70	<a href="#">24630.0363</a>
80	25	–	M16	17,0	–	50	–	–	20	129	<a href="#">24630.0380</a>
<b>avec taraudage, trou borgne, forme E – croquis 5, non poli</b>											
40	14	–	M 8	–	–	25	–	15	–	24	<a href="#">24630.0440</a>
50	18	–	M10	–	–	32	–	18	–	46	<a href="#">24630.0450</a>
63	20	–	M12	–	–	40	–	22	–	74	<a href="#">24630.0463</a>
80	25	–	M16	–	–	50	–	28	–	142	<a href="#">24630.0480</a>

d <sub>1</sub>	d <sub>2</sub>	d <sub>4</sub> H7	d <sub>5</sub>	Dimensions						[g]	Référence article
				d <sub>6</sub>	h <sub>1</sub>	h <sub>2</sub>	h <sub>3</sub>	t <sub>1</sub>	t <sub>2</sub>		
[mm]											
<b>trou borgne lisse, forme C – croquis 3, poli</b>											
40	14	8	–	–	–	25	–	15	–	23	<a href="#">24630.0640</a>
50	18	10	–	–	–	32	–	18	–	42	<a href="#">24630.0650</a>
63	20	12	–	–	–	40	–	22	–	73	<a href="#">24630.0663</a>
80	25	16	–	–	–	50	–	28	–	138	<a href="#">24630.0680</a>
<b>avec taraudage et alésage traversant, forme D – croquis 4, poli</b>											
40	14	–	M 8	8,4	–	25	–	–	13	23	<a href="#">24630.0740</a>
50	18	–	M10	10,5	–	32	–	–	16	44	<a href="#">24630.0750</a>
63	20	–	M12	13,0	–	40	–	–	20	70	<a href="#">24630.0763</a>
80	25	–	M16	17,0	–	50	–	–	20	129	<a href="#">24630.0780</a>
<b>avec taraudage, trou borgne, forme E – croquis 5, poli</b>											
40	14	–	M 8	–	–	25	–	15	–	24	<a href="#">24630.0840</a>
50	18	–	M10	–	–	32	–	18	–	46	<a href="#">24630.0850</a>
63	20	–	M12	–	–	40	–	22	–	74	<a href="#">24630.0863</a>
80	25	–	M16	–	–	50	–	28	–	142	<a href="#">24630.0880</a>

### Exemple d'application



### Conformité

Pour obtenir les informations détaillées sur la conformité choisissez le numéro d'article souhaité.