

Ball Lock Pins • single acting - comply with NAS / MS17985
EH 4211.**Product Description**

Ball Lock Pins according to MS17985 / NAS1333-1343 are used for quick fastening, locking, adjusting, changing and securing. Quickly and easily unlockable for frequently repeated connections.

Ball Lock Pins (Quick Release Pins) are produced according to Aviation Norm MS / NAS and tested to NAS 1332.

Surface treatment:

- All stainless steel parts are passivated according AMS2700
- All aluminium parts alloy anodized according MIL-A-8625

Heat treatment:

- Body: Rc. 40 min. (AMS2759, Condition H900)
- Spindle: Rc. 40 min. (AMS2759, Condition H900)
- Ball: Rc. 58-62 min. (AMS2759)

Material**Body**

- Stainless steel, precipitation-hardened, passivated - CRES 17-4PH (specification AMS5643)

Spindle

- Stainless steel, precipitation-hardened, passivated - CRES 17-4PH (specification AMS5643)

Spring

- Stainless steel, passivated - CRES 302 (specification ASTM-A-313)

Handle

- Aluminium, black anodised - Alum.Alloy A380 (specification ASTM B85/B85)

Attaching ring

- Stainless steel, passivated - CRES 302 (specification ASTM A-313/A313M)

Press button

- Stainless steel, passivated - CRES 303 (specification ASTM A484/484M)

Ball

- Stainless steel, precipitation-hardened, passivated - CRES 440C (specification AMS5630)

Operation

Ball lock pins single acting are self-locking and require a push of the button to release the balls.

More information**Notes**

All further dimensions are available on request.

Other diameter / length combinations not listed which comply with the standard can be produced at short notice on customer request. Special types on request.



- This product is manufactured in INCH dimensions.



Drawing







Order information



Nominal diameter A	A		Clamping length L +0.02 0	Dimensions						Location hole max.	Shearing resistance, two-shear min.	Temperature		Weight [g]	Standard description	Art. No.	
	min.	max.		B	C	D	E	F	G			H	min.				max.
[in]	[in]	[in]	[in]	± 0.005	0 -0.04	max.	max.	max.	max.	min.	[in]	[lbf]	[°F]	[g]			
3/16	0.1870	0.1885	0.3	0.220	0.260	0.310	0.500	1.815	1.27	0.800	0.1940	5,150	-65	200	18.5	MS17985C303 / NAS1333A2C03D	4211.A03
3/16	0.1870	0.1885	0.4	0.220	0.260	0.310	0.500	1.815	1.27	0.800	0.1940	5,150	-65	200	18.8	MS17985C304 / NAS1333A2C04D	4211.A04
3/16	0.1870	0.1885	0.5	0.220	0.260	0.310	0.500	1.815	1.27	0.800	0.1940	5,150	-65	200	19.1	MS17985C305 / NAS1333A2C05D	4211.A05
3/16	0.1870	0.1885	0.6	0.220	0.260	0.310	0.500	1.815	1.27	0.800	0.1940	5,150	-65	200	19.5	MS17985C306 / NAS1333A2C06D	4211.A06
3/16	0.1870	0.1885	0.7	0.220	0.260	0.310	0.500	1.815	1.27	0.800	0.1940	5,150	-65	200	19.8	MS17985C307 / NAS1333A2C07D	4211.A07
3/16	0.1870	0.1885	0.8	0.220	0.260	0.310	0.500	1.815	1.27	0.800	0.1940	5,150	-65	200	20.2	MS17985C308 / NAS1333A2C08D	4211.A08
3/16	0.1870	0.1885	1.0	0.220	0.260	0.310	0.500	1.815	1.27	0.800	0.1940	5,150	-65	200	20.8	MS17985C310 / NAS1333A2C10D	4211.A10
3/16	0.1870	0.1885	1.1	0.220	0.260	0.310	0.500	1.815	1.27	0.800	0.1940	5,150	-65	200	21.2	MS17985C310 / NAS1333A2C11D	4211.A11
3/16	0.1870	0.1885	1.2	0.220	0.260	0.310	0.500	1.815	1.27	0.800	0.1940	5,150	-65	200	21.5	MS17985C312 / NAS1333A2C12D	4211.A12
3/16	0.1870	0.1885	1.3	0.220	0.260	0.310	0.500	1.815	1.27	0.800	0.1940	5,150	-65	200	21.9	MS17985C313 / NAS1333A2C13D	4211.A13
3/16	0.1870	0.1885	1.4	0.220	0.260	0.310	0.500	1.815	1.27	0.800	0.1940	5,150	-65	200	22.2	MS17985C314 / NAS1333A2C14D	4211.A14
3/16	0.1870	0.1885	1.5	0.220	0.260	0.310	0.500	1.815	1.27	0.800	0.1940	5,150	-65	200	22.5	MS17985C315 / NAS1333A2C15D	4211.A15
3/16	0.1870	0.1885	1.6	0.220	0.260	0.310	0.500	1.815	1.27	0.800	0.1940	5,150	-65	200	22.7	MS17985C316 / NAS1333A2C16D	4211.A16
3/16	0.1870	0.1885	2.0	0.220	0.260	0.310	0.500	1.815	1.27	0.800	0.1940	5,150	-65	200	24.2	MS17985C320 / NAS1333A2C20D	4211.A20
3/16	0.1870	0.1885	2.1	0.220	0.260	0.310	0.500	1.815	1.27	0.800	0.1940	5,150	-65	200	24.6	MS17985C321 / NAS1333A2C21D	4211.A21
3/16	0.1870	0.1885	2.2	0.220	0.260	0.310	0.500	1.815	1.27	0.800	0.1940	5,150	-65	200	24.9	MS17985C322 / NAS1333A2C22D	4211.A22
3/16	0.1870	0.1885	2.3	0.220	0.260	0.310	0.500	1.815	1.27	0.800	0.1940	5,150	-65	200	25.3	MS17985C323 / NAS1333A2C23D	4211.A23
3/16	0.1870	0.1885	2.5	0.220	0.260	0.310	0.500	1.815	1.27	0.800	0.1940	5,150	-65	200	25.9	MS17985C325 / NAS1333A2C25D	4211.A25



Nominal diameter A	A min.	A max.	Clamping length L +0.02 0	Dimensions							Location hole max.	Shearing resistance, two-shear min.				Standard description	Art. No.
				B ±0.005	C 0 -0.04	D max.	E max.	F max.	G max.	H min.			min.	max.			
[in]	[in]	[in]	[in]	[in]							[in]	[lbf]	[°F]		[g]		
3/16	0.1870	0.1885	2.6	0.220	0.260	0.310	0.500	1.815	1.27	0.800	0.1940	5,150	-65	200	26.3	MS17985C326 / NAS1333A2C26D	4211.A26
3/16	0.1870	0.1885	4.5	0.220	0.260	0.310	0.500	1.815	1.27	0.800	0.1940	5,150	-65	200	32.7	MS17985C345 / NAS1333A2C45D	4211.A45
3/16	0.1870	0.1885	5.5	0.220	0.260	0.310	0.500	1.815	1.27	0.800	0.1940	5,150	-65	200	-	MS17985C355 / NAS1333A2C55D	4211.A55
3/16	0.1870	0.1885	6.0	0.220	0.260	0.310	0.500	1.815	1.27	0.800	0.1940	5,150	-65	200	37.8	MS17985C360 / NAS1333A2C60D	4211.A60
1/4	0.2470	0.2485	0.5	0.289	0.290	0.310	0.500	1.815	1.27	0.800	0.2540	9,200	-65	200	21.5	MS17985C405 / NAS1334A2C05D	4211.B05
1/4	0.2470	0.2485	0.6	0.289	0.290	0.310	0.500	1.815	1.27	0.800	0.2540	9,200	-65	200	22.1	MS17985C406 / NAS1334A2C06D	4211.B06
1/4	0.2470	0.2485	0.7	0.289	0.290	0.310	0.500	1.815	1.27	0.800	0.2540	9,200	-65	200	22.7	MS17985C407 / NAS1334A2C07D	4211.B07
1/4	0.2470	0.2485	0.8	0.289	0.290	0.310	0.500	1.815	1.27	0.800	0.2540	9,200	-65	200	23.3	MS17985C408 / NAS1334A2C08D	4211.B08
1/4	0.2470	0.2485	0.9	0.289	0.290	0.310	0.500	1.815	1.27	0.800	0.2540	9,200	-65	200	23.9	MS17985C409 / NAS1334A2C09D	4211.B09
1/4	0.2470	0.2485	1.0	0.289	0.290	0.310	0.500	1.815	1.27	0.800	0.2540	9,200	-65	200	24.5	MS17985C410 / NAS1334A2C10D	4211.B10
1/4	0.2470	0.2485	1.1	0.289	0.290	0.310	0.500	1.815	1.27	0.800	0.2540	9,200	-65	200	25.2	MS17985C411 / NAS1334A2C11D	4211.B11
1/4	0.2470	0.2485	1.2	0.289	0.290	0.310	0.500	1.815	1.27	0.800	0.2540	9,200	-65	200	25.8	MS17985C412 / NAS1334A2C12D	4211.B12
1/4	0.2470	0.2485	1.3	0.289	0.290	0.310	0.500	1.815	1.27	0.800	0.2540	9,200	-65	200	26.4	MS17985C413 / NAS1334A2C13D	4211.B13
1/4	0.2470	0.2485	1.4	0.289	0.290	0.310	0.500	1.815	1.27	0.800	0.2540	9,200	-65	200	27.0	MS17985C414 / NAS1334A2C14D	4211.B14
1/4	0.2470	0.2485	1.5	0.289	0.290	0.310	0.500	1.815	1.27	0.800	0.2540	9,200	-65	200	27.6	MS17985C415 / NAS1334A2C15D	4211.B15
1/4	0.2470	0.2485	1.6	0.289	0.290	0.310	0.500	1.815	1.27	0.800	0.2540	9,200	-65	200	28.2	MS17985C416 / NAS1334A2C16D	4211.B16
1/4	0.2470	0.2485	1.7	0.289	0.290	0.310	0.500	1.815	1.27	0.800	0.2540	9,200	-65	200	28.8	MS17985C417 / NAS1334A2C17D	4211.B17
1/4	0.2470	0.2485	1.8	0.289	0.290	0.310	0.500	1.815	1.27	0.800	0.2540	9,200	-65	200	29.5	MS17985C418 / NAS1334A2C18D	4211.B18
1/4	0.2470	0.2485	2.0	0.289	0.290	0.310	0.500	1.815	1.27	0.800	0.2540	9,200	-65	200	30.7	MS17985C420 / NAS1334A2C20D	4211.B20
1/4	0.2470	0.2485	2.1	0.289	0.290	0.310	0.500	1.815	1.27	0.800	0.2540	9,200	-65	200	31.3	MS17985C421 / NAS1334A2C21D	4211.B21
1/4	0.2470	0.2485	2.3	0.289	0.290	0.310	0.500	1.815	1.27	0.800	0.2540	9,200	-65	200	32.5	MS17985C423 / NAS1334A2C23D	4211.B23
1/4	0.2470	0.2485	2.4	0.289	0.290	0.310	0.500	1.815	1.27	0.800	0.2540	9,200	-65	200	33.1	MS17985C424 / NAS1334A2C24D	4211.B24
1/4	0.2470	0.2485	2.5	0.289	0.290	0.310	0.500	1.815	1.27	0.800	0.2540	9,200	-65	200	33.8	MS17985C425 / NAS1334A2C25D	4211.B25
1/4	0.2470	0.2485	2.6	0.289	0.290	0.310	0.500	1.815	1.27	0.800	0.2540	9,200	-65	200	34.4	MS17985C426 / NAS1334A2C26D	4211.B26
1/4	0.2470	0.2485	2.7	0.289	0.290	0.310	0.500	1.815	1.27	0.800	0.2540	9,200	-65	200	35.0	MS17985C427 / NAS1334A2C27D	4211.B27
1/4	0.2470	0.2485	2.8	0.289	0.290	0.310	0.500	1.815	1.27	0.800	0.2540	9,200	-65	200	35.6	MS17985C428 / NAS1334A2C28D	4211.B28
1/4	0.2470	0.2485	2.9	0.289	0.290	0.310	0.500	1.815	1.27	0.800	0.2540	9,200	-65	200	36.2	MS17985C429 / NAS1334A2C29D	4211.B29
1/4	0.2470	0.2485	3.0	0.289	0.290	0.310	0.500	1.815	1.27	0.800	0.2540	9,200	-65	200	36.8	MS17985C430 / NAS1334A2C30D	4211.B30
1/4	0.2470	0.2485	3.1	0.289	0.290	0.310	0.500	1.815	1.27	0.800	0.2540	9,200	-65	200	37.4	MS17985C431 / NAS1334A2C31D	4211.B31
1/4	0.2470	0.2485	3.2	0.289	0.290	0.310	0.500	1.815	1.27	0.800	0.2540	9,200	-65	200	38.1	MS17985C432 / NAS1334A2C32D	4211.B32
1/4	0.2470	0.2485	3.3	0.289	0.290	0.310	0.500	1.815	1.27	0.800	0.2540	9,200	-65	200	39.0	MS17985C433 / NAS1334A2C33D	4211.B33
1/4	0.2470	0.2485	3.5	0.289	0.290	0.310	0.500	1.815	1.27	0.800	0.2540	9,200	-65	200	39.9	MS17985C435 / NAS1334A2C35D	4211.B35



Nominal diameter A	A min.	A max.	Clamping length L +0.02 0	Dimensions							Location hole max.	Shearing resistance, two-shear min.	 min. max.		 [g]	Standard description	Art. No.
				B ±0.005	C 0 -0.04	D max.	E max.	F max.	G max.	H min.			[in]	[lb _f]			
[in]	[in]	[in]	[in]	[in]							[in]	[lb _f]	[°F]		[g]		
1/4	0.2470	0.2485	4.0	0.289	0.290	0.310	0.500	1.815	1.27	0.800	0.2540	9,200	-65	200	43.0	MS17985C440 / NAS1334A2C40D	4211.B40
1/4	0.2470	0.2485	5.0	0.289	0.290	0.310	0.500	1.815	1.27	0.800	0.2540	9,200	-65	200	49.1	MS17985C450 / NAS1334A2C50D	4211.B50
1/4	0.2470	0.2485	5.2	0.289	0.290	0.310	0.500	1.815	1.27	0.800	0.2540	9,200	-65	200	50.4	MS17985C452 / NAS1334A2C52D	4211.B52
1/4	0.2470	0.2485	6.0	0.289	0.290	0.310	0.500	1.815	1.27	0.800	0.2540	9,200	-65	200	55.3	MS17985C460 / NAS1334A2C60D	4211.B60
5/16	0.3095	0.3110	0.3	0.375	0.330	0.310	0.500	1.815	1.27	0.800	0.3165	14,400	-65	200	23.1	MS17985C503 / NAS1335A2C03D	4211.C03
5/16	0.3095	0.3110	0.4	0.375	0.330	0.310	0.500	1.815	1.27	0.800	0.3165	14,400	-65	200	24.0	MS17985C504 / NAS1335A2C04D	4211.C04
5/16	0.3095	0.3110	0.5	0.375	0.330	0.310	0.500	1.815	1.27	0.800	0.3165	14,400	-65	200	25.0	MS17985C505 / NAS1335A2C05D	4211.C05
5/16	0.3095	0.3110	0.6	0.375	0.330	0.310	0.500	1.815	1.27	0.800	0.3165	14,400	-65	200	26.0	MS17985C506 / NAS1335A2C06D	4211.C06
5/16	0.3095	0.3110	0.8	0.375	0.330	0.310	0.500	1.815	1.27	0.800	0.3165	14,400	-65	200	27.8	MS17985C508 / NAS1335A2C08D	4211.C08
5/16	0.3095	0.3110	0.9	0.375	0.330	0.310	0.500	1.815	1.27	0.800	0.3165	14,400	-65	200	28.8	MS17985C509 / NAS1335A2C09D	4211.C09
5/16	0.3095	0.3110	1.0	0.375	0.330	0.310	0.500	1.815	1.27	0.800	0.3165	14,400	-65	200	29.7	MS17985C510 / NAS1335A2C10D	4211.C10
5/16	0.3095	0.3110	1.1	0.375	0.330	0.310	0.500	1.815	1.27	0.800	0.3165	14,400	-65	200	30.7	MS17985C511 / NAS1335A2C11D	4211.C11
5/16	0.3095	0.3110	1.2	0.375	0.330	0.310	0.500	1.815	1.27	0.800	0.3165	14,400	-65	200	31.6	MS17985C512 / NAS1335A2C12D	4211.C12
5/16	0.3095	0.3110	1.3	0.375	0.330	0.310	0.500	1.815	1.27	0.800	0.3165	14,400	-65	200	32.6	MS17985C513 / NAS1335A2C13D	4211.C13
5/16	0.3095	0.3110	1.5	0.375	0.330	0.310	0.500	1.815	1.27	0.800	0.3165	14,400	-65	200	34.5	MS17985C515 / NAS1335A2C15D	4211.C15
5/16	0.3095	0.3110	1.6	0.375	0.330	0.310	0.500	1.815	1.27	0.800	0.3165	14,400	-65	200	35.4	MS17985C516 / NAS1335A2C16D	4211.C16
5/16	0.3095	0.3110	1.8	0.375	0.330	0.310	0.500	1.815	1.27	0.800	0.3165	14,400	-65	200	37.3	MS17985C518 / NAS1335A2C18D	4211.C18
5/16	0.3095	0.3110	2.0	0.375	0.330	0.310	0.500	1.815	1.27	0.800	0.3165	14,400	-65	200	39.2	MS17985C520 / NAS1335A2C20D	4211.C20
5/16	0.3095	0.3110	2.2	0.375	0.330	0.310	0.500	1.815	1.27	0.800	0.3165	14,400	-65	200	41.1	MS17985C522 / NAS1335A2C22D	4211.C22
5/16	0.3095	0.3110	2.3	0.375	0.330	0.310	0.500	1.815	1.27	0.800	0.3165	14,400	-65	200	42.0	MS17985C523 / NAS1335A2C23D	4211.C23
5/16	0.3095	0.3110	2.4	0.375	0.330	0.310	0.500	1.815	1.27	0.800	0.3165	14,400	-65	200	43.0	MS17985C524 / NAS1335A2C24D	4211.C24
5/16	0.3095	0.3110	2.5	0.375	0.330	0.310	0.500	1.815	1.27	0.800	0.3165	14,400	-65	200	43.9	MS17985C525 / NAS1335A2C25D	4211.C25
5/16	0.3095	0.3110	2.6	0.375	0.330	0.310	0.500	1.815	1.27	0.800	0.3165	14,400	-65	200	44.9	MS17985C526 / NAS1335A2C26D	4211.C26
5/16	0.3095	0.3110	2.7	0.375	0.330	0.310	0.500	1.815	1.27	0.800	0.3165	14,400	-65	200	46.0	MS17985C527 / NAS1335A2C27D	4211.C27
5/16	0.3095	0.3110	2.8	0.375	0.330	0.310	0.500	1.815	1.27	0.800	0.3165	14,400	-65	200	46.8	MS17985C528 / NAS1335A2C28D	4211.C28
5/16	0.3095	0.3110	2.9	0.375	0.330	0.310	0.500	1.815	1.27	0.800	0.3165	14,400	-65	200	47.7	MS17985C529 / NAS1335A2C29D	4211.C29
5/16	0.3095	0.3110	3.0	0.375	0.330	0.310	0.500	1.815	1.27	0.800	0.3165	14,400	-65	200	48.7	MS17985C530 / NAS1335A2C30D	4211.C30
5/16	0.3095	0.3110	3.2	0.375	0.330	0.310	0.500	1.815	1.27	0.800	0.3165	14,400	-65	200	50.6	MS17985C532 / NAS1335A2C32D	4211.C32
5/16	0.3095	0.3110	3.3	0.375	0.330	0.310	0.500	1.815	1.27	0.800	0.3165	14,400	-65	200	51.5	MS17985C533 / NAS1335A2C33D	4211.C33
5/16	0.3095	0.3110	3.4	0.375	0.330	0.310	0.500	1.815	1.27	0.800	0.3165	14,400	-65	200	52.4	MS17985C534 / NAS1335A2C34D	4211.C34
5/16	0.3095	0.3110	3.5	0.375	0.330	0.310	0.500	1.815	1.27	0.800	0.3165	14,400	-65	200	53.4	MS17985C535 / NAS1335A2C35D	4211.C35
5/16	0.3095	0.3110	3.8	0.375	0.330	0.310	0.500	1.815	1.27	0.800	0.3165	14,400	-65	200	56.2	MS17985C538 / NAS1335A2C38D	4211.C38

Nominal diameter A	A min.	A max.	Clamping length L +0.02 0	Dimensions							Location hole max.	Shearing resistance, two-shear min.	 min. max.		 [g]	Standard description	Art. No.
				B ±0.005	C 0 -0.04	D max.	E max.	F max.	G max.	H min.			[°F]				
[in]	[in]	[in]	[in]	[in]							[in]	[lbf]	[°F]		[g]		
5/16	0.3095	0.3110	4.0	0.375	0.330	0.310	0.500	1.815	1.27	0.800	0.3165	14,400	-65	200	58.1	MS17985C540 / NAS1335A2C40D	4211.C40
5/16	0.3095	0.3110	4.1	0.375	0.330	0.310	0.500	1.815	1.27	0.800	0.3165	14,400	-65	200	59.1	MS17985C541 / NAS1335A2C41D	4211.C41
5/16	0.3095	0.3110	4.2	0.375	0.330	0.310	0.500	1.815	1.27	0.800	0.3165	14,400	-65	200	60.0	MS17985C542 / NAS1335A2C42D	4211.C42
5/16	0.3095	0.3110	4.3	0.375	0.330	0.310	0.500	1.815	1.27	0.800	0.3165	14,400	-65	200	61.0	MS17985C543 / NAS1335A2C43D	4211.C43
5/16	0.3095	0.3110	5.0	0.375	0.330	0.310	0.500	1.815	1.27	0.800	0.3165	14,400	-65	200	67.6	MS17985C550 / NAS1335A2C50D	4211.C50
5/16	0.3095	0.3110	6.0	0.375	0.330	0.310	0.500	1.815	1.27	0.800	0.3165	14,400	-65	200	77.1	MS17985C560 / NAS1335A2C60D	4211.C60
3/8	0.3720	0.3735	0.5	0.440	0.365	0.390	0.625	2.065	1.45	0.850	0.3790	20,700	-65	200	38.1	MS17985C605 / NAS1336A2C05D	4211.D05
3/8	0.3720	0.3735	0.7	0.440	0.365	0.390	0.625	2.065	1.45	0.850	0.3790	20,700	-65	200	40.8	MS17985C607 / NAS1336A2C07D	4211.D07
3/8	0.3720	0.3735	0.8	0.440	0.365	0.390	0.625	2.065	1.45	0.850	0.3790	20,700	-65	200	42.2	MS17985C608 / NAS1336A2C08D	4211.D08
3/8	0.3720	0.3735	0.9	0.440	0.365	0.390	0.625	2.065	1.45	0.850	0.3790	20,700	-65	200	43.5	MS17985C609 / NAS1336A2C09D	4211.D09
3/8	0.3720	0.3735	1.0	0.440	0.365	0.390	0.625	2.065	1.45	0.850	0.3790	20,700	-65	200	44.9	MS17985C610 / NAS1336A2C10D	4211.D10
3/8	0.3720	0.3735	1.1	0.440	0.365	0.390	0.625	2.065	1.45	0.850	0.3790	20,700	-65	200	46.3	MS17985C611 / NAS1336A2C11D	4211.D11
3/8	0.3720	0.3735	1.2	0.440	0.365	0.390	0.625	2.065	1.45	0.850	0.3790	20,700	-65	200	47.6	MS17985C612 / NAS1336A2C12D	4211.D12
3/8	0.3720	0.3735	1.3	0.440	0.365	0.390	0.625	2.065	1.45	0.850	0.3790	20,700	-65	200	49.0	MS17985C613 / NAS1336A2C13D	4211.D13
3/8	0.3720	0.3735	1.4	0.440	0.365	0.390	0.625	2.065	1.45	0.850	0.3790	20,700	-65	200	50.3	MS17985C614 / NAS1336A2C14D	4211.D14
3/8	0.3720	0.3735	1.5	0.440	0.365	0.390	0.625	2.065	1.45	0.850	0.3790	20,700	-65	200	51.7	MS17985C615 / NAS1336A2C15D	4211.D15
3/8	0.3720	0.3735	1.6	0.440	0.365	0.390	0.625	2.065	1.45	0.850	0.3790	20,700	-65	200	53.1	MS17985C616 / NAS1336A2C16D	4211.D16
3/8	0.3720	0.3735	1.7	0.440	0.365	0.390	0.625	2.065	1.45	0.850	0.3790	20,700	-65	200	54.4	MS17985C617 / NAS1336A2C17D	4211.D17
3/8	0.3720	0.3735	1.8	0.440	0.365	0.390	0.625	2.065	1.45	0.850	0.3790	20,700	-65	200	55.8	MS17985C618 / NAS1336A2C18D	4211.D18
3/8	0.3720	0.3735	1.9	0.440	0.365	0.390	0.625	2.065	1.45	0.850	0.3790	20,700	-65	200	57.1	MS17985C619 / NAS1336A2C19D	4211.D19
3/8	0.3720	0.3735	2.0	0.440	0.365	0.390	0.625	2.065	1.45	0.850	0.3790	20,700	-65	200	58.5	MS17985C620 / NAS1336A2C20D	4211.D20
3/8	0.3720	0.3735	2.1	0.440	0.365	0.390	0.625	2.065	1.45	0.850	0.3790	20,700	-65	200	59.9	MS17985C621 / NAS1336A2C21D	4211.D21
3/8	0.3720	0.3735	2.2	0.440	0.365	0.390	0.625	2.065	1.45	0.850	0.3790	20,700	-65	200	61.2	MS17985C622 / NAS1336A2C22D	4211.D22
3/8	0.3720	0.3735	2.3	0.440	0.365	0.390	0.625	2.065	1.45	0.850	0.3790	20,700	-65	200	63.0	MS17985C623 / NAS1336A2C23D	4211.D23
3/8	0.3720	0.3735	2.4	0.440	0.365	0.390	0.625	2.065	1.45	0.850	0.3790	20,700	-65	200	63.9	MS17985C624 / NAS1336A2C24D	4211.D24
3/8	0.3720	0.3735	2.5	0.440	0.365	0.390	0.625	2.065	1.45	0.850	0.3790	20,700	-65	200	65.3	MS17985C625 / NAS1336A2C25D	4211.D25
3/8	0.3720	0.3735	2.6	0.440	0.365	0.390	0.625	2.065	1.45	0.850	0.3790	20,700	-65	200	66.7	MS17985C626 / NAS1336A2C26D	4211.D26
3/8	0.3720	0.3735	2.7	0.440	0.365	0.390	0.625	2.065	1.45	0.850	0.3790	20,700	-65	200	68.0	MS17985C627 / NAS1336A2C27D	4211.D27
3/8	0.3720	0.3735	2.8	0.440	0.365	0.390	0.625	2.065	1.45	0.850	0.3790	20,700	-65	200	69.4	MS17985C628 / NAS1336A2C28D	4211.D28
3/8	0.3720	0.3735	3.0	0.440	0.365	0.390	0.625	2.065	1.45	0.850	0.3790	20,700	-65	200	72.1	MS17985C630 / NAS1336A2C30D	4211.D30
3/8	0.3720	0.3735	3.1	0.440	0.365	0.390	0.625	2.065	1.45	0.850	0.3790	20,700	-65	200	73.5	MS17985C631 / NAS1336A2C31D	4211.D31
3/8	0.3720	0.3735	3.2	0.440	0.365	0.390	0.625	2.065	1.45	0.850	0.3790	20,700	-65	200	74.8	MS17985C632 / NAS1336A2C32D	4211.D32

Nominal diameter A	A min.	A max.	Clamping length L +0.02 0	Dimensions							Location hole max.	Shearing resistance, two-shear min.	 min. max.		 [g]	Standard description	Art. No.
				B ±0.005	C 0 -0.04	D max.	E max.	F max.	G max.	H min.			[in]	[lbF]			
[in]	[in]	[in]	[in]	[in]							[in]	[lbF]	[°F]		[g]		
3/8	0.3720	0.3735	3.4	0.440	0.365	0.390	0.625	2.065	1.45	0.850	0.3790	20,700	-65	200	77.5	MS17985C634 / NAS1336A2C34D	4211.D34
3/8	0.3720	0.3735	3.5	0.440	0.365	0.390	0.625	2.065	1.45	0.850	0.3790	20,700	-65	200	78.9	MS17985C635 / NAS1336A2C35D	4211.D35
3/8	0.3720	0.3735	4.0	0.440	0.365	0.390	0.625	2.065	1.45	0.850	0.3790	20,700	-65	200	85.7	MS17985C640 / NAS1336A2C40D	4211.D40
3/8	0.3720	0.3735	4.2	0.440	0.365	0.390	0.625	2.065	1.45	0.850	0.3790	20,700	-65	200	89.0	MS17985C642 / NAS1336A2C42D	4211.D42
3/8	0.3720	0.3735	4.5	0.440	0.365	0.390	0.625	2.065	1.45	0.850	0.3790	20,700	-65	200	92.5	MS17985C645 / NAS1336A2C45D	4211.D45
3/8	0.3720	0.3735	4.8	0.440	0.365	0.390	0.625	2.065	1.45	0.850	0.3790	20,700	-65	200	96.6	MS17985C648 / NAS1336A2C48D	4211.D48
3/8	0.3720	0.3735	5.0	0.440	0.365	0.390	0.625	2.065	1.45	0.850	0.3790	20,700	-65	200	99.3	MS17985C650 / NAS1336A2C50D	4211.D50
3/8	0.3720	0.3735	5.5	0.440	0.365	0.390	0.625	2.065	1.45	0.850	0.3790	20,700	-65	200	106.0	MS17985C655 / NAS1336A2C55D	4211.D55
3/8	0.3720	0.3735	6.0	0.440	0.365	0.390	0.625	2.065	1.45	0.850	0.3790	20,700	-65	200	113.0	MS17985C660 / NAS1336A2C60D	4211.D60
7/16	0.4345	0.4360	0.8	0.509	0.380	0.390	0.625	2.065	1.47	0.850	0.4425	28,500	-65	200	48.1	MS17985C708 / NAS1337A2C08D	4211.E08
7/16	0.4345	0.4360	1.0	0.509	0.380	0.390	0.625	2.065	1.47	0.850	0.4425	28,500	-65	200	51.8	MS17985C710 / NAS1337A2C10D	4211.E10
7/16	0.4345	0.4360	1.1	0.509	0.380	0.390	0.625	2.065	1.47	0.850	0.4425	28,500	-65	200	53.6	MS17985C711 / NAS1337A2C11D	4211.E11
7/16	0.4345	0.4360	1.2	0.509	0.380	0.390	0.625	2.065	1.47	0.850	0.4425	28,500	-65	200	55.5	MS17985C712 / NAS1337A2C12D	4211.E12
7/16	0.4345	0.4360	1.5	0.509	0.380	0.390	0.625	2.065	1.47	0.850	0.4425	28,500	-65	200	61.1	MS17985C715 / NAS1337A2C15D	4211.E15
7/16	0.4345	0.4360	1.6	0.509	0.380	0.390	0.625	2.065	1.47	0.850	0.4425	28,500	-65	200	62.9	MS17985C716 / NAS1337A2C16D	4211.E16
7/16	0.4345	0.4360	1.8	0.509	0.380	0.390	0.625	2.065	1.47	0.850	0.4425	28,500	-65	200	66.7	MS17985C718 / NAS1337A2C18D	4211.E18
7/16	0.4345	0.4360	2.0	0.509	0.380	0.390	0.625	2.065	1.47	0.850	0.4425	28,500	-65	200	70.4	MS17985C720 / NAS1337A2C20D	4211.E20
7/16	0.4345	0.4360	2.1	0.509	0.380	0.390	0.625	2.065	1.47	0.850	0.4425	28,500	-65	200	72.2	MS17985C721 / NAS1337A2C21D	4211.E21
7/16	0.4345	0.4360	2.3	0.509	0.380	0.390	0.625	2.065	1.47	0.850	0.4425	28,500	-65	200	75.9	MS17985C723 / NAS1337A2C23D	4211.E23
7/16	0.4345	0.4360	2.4	0.509	0.380	0.390	0.625	2.065	1.47	0.850	0.4425	28,500	-65	200	77.8	MS17985C724 / NAS1337A2C24D	4211.E24
7/16	0.4345	0.4360	2.5	0.509	0.380	0.390	0.625	2.065	1.47	0.850	0.4425	28,500	-65	200	79.6	MS17985C725 / NAS1337A2C25D	4211.E25
7/16	0.4345	0.4360	2.6	0.509	0.380	0.390	0.625	2.065	1.47	0.850	0.4425	28,500	-65	200	81.5	MS17985C726 / NAS1337A2C26D	4211.E26
7/16	0.4345	0.4360	2.7	0.509	0.380	0.390	0.625	2.065	1.47	0.850	0.4425	28,500	-65	200	83.0	MS17985C727 / NAS1337A2C27D	4211.E27
7/16	0.4345	0.4360	2.8	0.509	0.380	0.390	0.625	2.065	1.47	0.850	0.4425	28,500	-65	200	85.2	MS17985C728 / NAS1337A2C28D	4211.E28
7/16	0.4345	0.4360	2.9	0.509	0.380	0.390	0.625	2.065	1.47	0.850	0.4425	28,500	-65	200	87.1	MS17985C729 / NAS1337A2C29D	4211.E29
7/16	0.4345	0.4360	3.0	0.509	0.380	0.390	0.625	2.065	1.47	0.850	0.4425	28,500	-65	200	88.9	MS17985C730 / NAS1337A2C30D	4211.E30
7/16	0.4345	0.4360	3.1	0.509	0.380	0.390	0.625	2.065	1.47	0.850	0.4425	28,500	-65	200	90.8	MS17985C731 / NAS1337A2C31D	4211.E31
7/16	0.4345	0.4360	3.2	0.509	0.380	0.390	0.625	2.065	1.47	0.850	0.4425	28,500	-65	200	92.6	MS17985C732 / NAS1337A2C32D	4211.E32
7/16	0.4345	0.4360	3.3	0.509	0.380	0.390	0.625	2.065	1.47	0.850	0.4425	28,500	-65	200	94.5	MS17985C733 / NAS1337A2C33D	4211.E33
7/16	0.4345	0.4360	3.6	0.509	0.380	0.390	0.625	2.065	1.47	0.850	0.4425	28,500	-65	200	100.0	MS17985C736 / NAS1337A2C36D	4211.E36
7/16	0.4345	0.4360	4.0	0.509	0.380	0.390	0.625	2.065	1.47	0.850	0.4425	28,500	-65	200	107.0	MS17985C740 / NAS1337A2C40D	4211.E40
7/16	0.4345	0.4360	4.2	0.509	0.380	0.390	0.625	2.065	1.47	0.850	0.4425	28,500	-65	200	111.0	MS17985C742 / NAS1337A2C42D	4211.E42

Nominal diameter A	A min.	A max.	Clamping length L +0.02 0	Dimensions							Location hole max.	Shearing resistance, two-shear min.	 min. max.		 [g]	Standard description	Art. No.
				B ±0.005	C 0 -0.04	D max.	E max.	F max.	G max.	H min.			[°F]				
[in]	[in]	[in]	[in]	[in]							[in]	[lbf]			[g]		
7/16	0.4345	0.4360	4.6	0.509	0.380	0.390	0.625	2.065	1.47	0.850	0.4425	28,500	-65	200	119.0	MS17985C746 / NAS1337A2C46D	4211.E46
7/16	0.4345	0.4360	5.0	0.509	0.380	0.390	0.625	2.065	1.47	0.850	0.4425	28,500	-65	200	126.0	MS17985C750 / NAS1337A2C50D	4211.E50
7/16	0.4345	0.4360	5.3	0.509	0.380	0.390	0.625	2.065	1.47	0.850	0.4425	28,500	-65	200	132.0	MS17985C753 / NAS1337A2C53D	4211.E53
7/16	0.4345	0.4360	5.5	0.509	0.380	0.390	0.625	2.065	1.47	0.850	0.4425	28,500	-65	200	135.0	MS17985C755 / NAS1337A2C55D	4211.E55
7/16	0.4345	0.4360	5.6	0.509	0.380	0.390	0.625	2.065	1.47	0.850	0.4425	28,500	-65	200	137.0	MS17985C756 / NAS1337A2C56D	4211.E56
1/2	0.4970	0.4985	0.8	0.594	0.460	0.565	0.800	2.345	1.60	0.885	0.5050	36,900	-65	200	69.6	MS17985C808 / NAS1338A2C08D	4211.F08
1/2	0.4970	0.4985	0.9	0.594	0.460	0.565	0.800	2.345	1.60	0.885	0.5050	36,900	-65	200	72.1	MS17985C809 / NAS1338A2C09D	4211.F09
1/2	0.4970	0.4985	1.0	0.594	0.460	0.565	0.800	2.345	1.60	0.885	0.5050	36,900	-65	200	74.4	MS17985C810 / NAS1338A2C10D	4211.F10
1/2	0.4970	0.4985	1.1	0.594	0.460	0.565	0.800	2.345	1.60	0.885	0.5050	36,900	-65	200	76.9	MS17985C811 / NAS1338A2C11D	4211.F11
1/2	0.4970	0.4985	1.2	0.594	0.460	0.565	0.800	2.345	1.60	0.885	0.5050	36,900	-65	200	79.3	MS17985C812 / NAS1338A2C12D	4211.F12
1/2	0.4970	0.4985	1.3	0.594	0.460	0.565	0.800	2.345	1.60	0.885	0.5050	36,900	-65	200	81.8	MS17985C813 / NAS1338A2C13D	4211.F13
1/2	0.4970	0.4985	1.4	0.594	0.460	0.565	0.800	2.345	1.60	0.885	0.5050	36,900	-65	200	84.2	MS17985C814 / NAS1338A2C14D	4211.F14
1/2	0.4970	0.4985	1.5	0.594	0.460	0.565	0.800	2.345	1.60	0.885	0.5050	36,900	-65	200	86.6	MS17985C815 / NAS1338A2C15D	4211.F15
1/2	0.4970	0.4985	1.6	0.594	0.460	0.565	0.800	2.345	1.60	0.885	0.5050	36,900	-65	200	89.1	MS17985C816 / NAS1338A2C16D	4211.F16
1/2	0.4970	0.4985	1.7	0.594	0.460	0.565	0.800	2.345	1.60	0.885	0.5050	36,900	-65	200	91.5	MS17985C817 / NAS1338A2C17D	4211.F17
1/2	0.4970	0.4985	1.8	0.594	0.460	0.565	0.800	2.345	1.60	0.885	0.5050	36,900	-65	200	94.0	MS17985C818 / NAS1338A2C18D	4211.F18
1/2	0.4970	0.4985	1.9	0.594	0.460	0.565	0.800	2.345	1.60	0.885	0.5050	36,900	-65	200	96.4	MS17985C819 / NAS1338A2C19D	4211.F19
1/2	0.4970	0.4985	2.0	0.594	0.460	0.565	0.800	2.345	1.60	0.885	0.5050	36,900	-65	200	98.8	MS17985C820 / NAS1338A2C20D	4211.F20
1/2	0.4970	0.4985	2.1	0.594	0.460	0.565	0.800	2.345	1.60	0.885	0.5050	36,900	-65	200	101.0	MS17985C821 / NAS1338A2C21D	4211.F21
1/2	0.4970	0.4985	2.2	0.594	0.460	0.565	0.800	2.345	1.60	0.885	0.5050	36,900	-65	200	104.0	MS17985C822 / NAS1338A2C22D	4211.F22
1/2	0.4970	0.4985	2.3	0.594	0.460	0.565	0.800	2.345	1.60	0.885	0.5050	36,900	-65	200	106.0	MS17985C823 / NAS1338A2C23D	4211.F23
1/2	0.4970	0.4985	2.4	0.594	0.460	0.565	0.800	2.345	1.60	0.885	0.5050	36,900	-65	200	109.0	MS17985C824 / NAS1338A2C24D	4211.F24
1/2	0.4970	0.4985	2.5	0.594	0.460	0.565	0.800	2.345	1.60	0.885	0.5050	36,900	-65	200	111.0	MS17985C825 / NAS1338A2C25D	4211.F25
1/2	0.4970	0.4985	2.6	0.594	0.460	0.565	0.800	2.345	1.60	0.885	0.5050	36,900	-65	200	114.0	MS17985C826 / NAS1338A2C26D	4211.F26
1/2	0.4970	0.4985	2.8	0.594	0.460	0.565	0.800	2.345	1.60	0.885	0.5050	36,900	-65	200	118.0	MS17985C828 / NAS1338A2C28D	4211.F28
1/2	0.4970	0.4985	2.9	0.594	0.460	0.565	0.800	2.345	1.60	0.885	0.5050	36,900	-65	200	121.0	MS17985C829 / NAS1338A2C29D	4211.F29
1/2	0.4970	0.4985	3.0	0.594	0.460	0.565	0.800	2.345	1.60	0.885	0.5050	36,900	-65	200	123.0	MS17985C830 / NAS1338A2C30D	4211.F30
1/2	0.4970	0.4985	3.1	0.594	0.460	0.565	0.800	2.345	1.60	0.885	0.5050	36,900	-65	200	126.0	MS17985C831 / NAS1338A2C31D	4211.F31
1/2	0.4970	0.4985	3.2	0.594	0.460	0.565	0.800	2.345	1.60	0.885	0.5050	36,900	-65	200	128.0	MS17985C832 / NAS1338A2C32D	4211.F32
1/2	0.4970	0.4985	3.3	0.594	0.460	0.565	0.800	2.345	1.60	0.885	0.5050	36,900	-65	200	138.0	MS17985C833 / NAS1338A2C33D	4211.F33
1/2	0.4970	0.4985	3.4	0.594	0.460	0.565	0.800	2.345	1.60	0.885	0.5050	36,900	-65	200	133.0	MS17985C834 / NAS1338A2C34D	4211.F34
1/2	0.4970	0.4985	3.5	0.594	0.460	0.565	0.800	2.345	1.60	0.885	0.5050	36,900	-65	200	135.0	MS17985C835 / NAS1338A2C35D	4211.F35

Nominal diameter A	A min.	A max.	Clamping length L +0.02 0	Dimensions							Location hole max.	Shearing resistance, two-shear min.	 min. max.		 [g]	Standard description	Art. No.
				B ±0.005	C 0 -0.04	D max.	E max.	F max.	G max.	H min.			[in]	[lbf]			
[in]	[in]	[in]	[in]	[in]							[in]	[lbf]	[°F]		[g]		
1/2	0.4970	0.4985	3.6	0.594	0.460	0.565	0.800	2.345	1.60	0.885	0.5050	36,900	-65	200	138.0	MS17985C836 / NAS1338A2C36D	4211.F36
1/2	0.4970	0.4985	3.7	0.594	0.460	0.565	0.800	2.345	1.60	0.885	0.5050	36,900	-65	200	140.0	MS17985C837 / NAS1338A2C37D	4211.F37
1/2	0.4970	0.4985	4.0	0.594	0.460	0.565	0.800	2.345	1.60	0.885	0.5050	36,900	-65	200	148.0	MS17985C840 / NAS1338A2C40D	4211.F40
1/2	0.4970	0.4985	4.2	0.594	0.460	0.565	0.800	2.345	1.60	0.885	0.5050	36,900	-65	200	153.0	MS17985C842 / NAS1338A2C42D	4211.F42
1/2	0.4970	0.4985	4.3	0.594	0.460	0.565	0.800	2.345	1.60	0.885	0.5050	36,900	-65	200	155.0	MS17985C843 / NAS1338A2C43D	4211.F43
1/2	0.4970	0.4985	4.4	0.594	0.460	0.565	0.800	2.345	1.60	0.885	0.5050	36,900	-65	200	157.0	MS17985C844 / NAS1338A2C44D	4211.F44
1/2	0.4970	0.4985	4.5	0.594	0.460	0.565	0.800	2.345	1.60	0.885	0.5050	36,900	-65	200	160.0	MS17985C845 / NAS1338A2C45D	4211.F45
1/2	0.4970	0.4985	4.6	0.594	0.460	0.565	0.800	2.345	1.60	0.885	0.5050	36,900	-65	200	162.0	MS17985C846 / NAS1338A2C46D	4211.F46
1/2	0.4970	0.4985	4.7	0.594	0.460	0.565	0.800	2.345	1.60	0.885	0.5050	36,900	-65	200	165.0	MS17985C847 / NAS1338A2C47D	4211.F47
1/2	0.4970	0.4985	4.8	0.594	0.460	0.565	0.800	2.345	1.60	0.885	0.5050	36,900	-65	200	167.0	MS17985C848 / NAS1338A2C48D	4211.F48
1/2	0.4970	0.4985	5.0	0.594	0.460	0.565	0.800	2.345	1.60	0.885	0.5050	36,900	-65	200	172.0	MS17985C850 / NAS1338A2C50D	4211.F50
1/2	0.4970	0.4985	5.5	0.594	0.460	0.565	0.800	2.345	1.60	0.885	0.5050	36,900	-65	200	184.0	MS17985C855 / NAS1338A2C55D	4211.F55
1/2	0.4970	0.4985	6.0	0.594	0.460	0.565	0.800	2.345	1.60	0.885	0.5050	36,900	-65	200	196.0	MS17985C860 / NAS1338A2C60D	4211.F60
9/16	0.5595	0.5610	1.0	0.666	0.510	0.565	0.800	2.345	1.60	0.885	0.5675	46,700	-65	200	84.9	MS17985C910 / NAS1339A2C10D	4211.G10
9/16	0.5595	0.5610	1.2	0.666	0.510	0.565	0.800	2.345	1.60	0.885	0.5675	46,700	-65	200	91.2	MS17985C912 / NAS1339A2C12D	4211.G12
9/16	0.5595	0.5610	1.7	0.666	0.510	0.565	0.800	2.345	1.60	0.885	0.5675	46,700	-65	200	107.0	MS17985C917 / NAS1339A2C17D	4211.G17
9/16	0.5595	0.5610	2.4	0.666	0.510	0.565	0.800	2.345	1.60	0.885	0.5675	46,700	-65	200	128.0	MS17985C924 / NAS1339A2C24D	4211.G24
9/16	0.5595	0.5610	2.5	0.666	0.510	0.565	0.800	2.345	1.60	0.885	0.5675	46,700	-65	200	132.0	MS17985C925 / NAS1339A2C25D	4211.G25
9/16	0.5595	0.5610	3.2	0.666	0.510	0.565	0.800	2.345	1.60	0.885	0.5675	46,700	-65	200	153.0	MS17985C932 / NAS1339A2C32D	4211.G32
9/16	0.5595	0.5610	3.6	0.666	0.510	0.565	0.800	2.345	1.60	0.885	0.5675	46,700	-65	200	166.0	MS17985C936 / NAS1339A2C36D	4211.G36
9/16	0.5595	0.5610	4.0	0.666	0.510	0.565	0.800	2.345	1.60	0.885	0.5675	46,700	-65	200	178.0	MS17985C940 / NAS1339A2C40D	4211.G40
9/16	0.5595	0.5610	5.0	0.666	0.510	0.565	0.800	2.345	1.60	0.885	0.5675	46,700	-65	200	209.0	MS17985C950 / NAS1339A2C50D	4211.G50
9/16	0.5595	0.5610	5.5	0.666	0.510	0.565	0.800	2.345	1.60	0.885	0.5675	46,700	-65	200	225.0	MS17985C955 / NAS1339A2C55D	4211.G55
5/8	0.6220	0.6240	1.4	0.750	0.580	0.580	0.975	3.100	1.70	0.980	0.6300	57,800	-65	200	147.0	MS17985C1014 / NAS1340A2C14D	4211.H14
5/8	0.6220	0.6240	1.5	0.750	0.580	0.580	0.975	3.100	1.70	0.980	0.6300	57,800	-65	200	151.0	MS17985C1015 / NAS1340A2C15D	4211.H15
5/8	0.6220	0.6240	1.8	0.750	0.580	0.580	0.975	3.100	1.70	0.980	0.6300	57,800	-65	200	162.0	MS17985C1018 / NAS1340A2C18D	4211.H18
5/8	0.6220	0.6240	2.0	0.750	0.580	0.580	0.975	3.100	1.70	0.980	0.6300	57,800	-65	200	170.0	MS17985C1020 / NAS1340A2C20D	4211.H20
5/8	0.6220	0.6240	2.5	0.750	0.580	0.580	0.975	3.100	1.70	0.980	0.6300	57,800	-65	200	190.0	MS17985C1025 / NAS1340A2C25D	4211.H25
5/8	0.6220	0.6240	2.6	0.750	0.580	0.580	0.975	3.100	1.70	0.980	0.6300	57,800	-65	200	193.0	MS17985C1026 / NAS1340A2C26D	4211.H26
5/8	0.6220	0.6240	3.2	0.750	0.580	0.580	0.975	3.100	1.70	0.980	0.6300	57,800	-65	200	216.0	MS17985C1032 / NAS1340A2C32D	4211.H32
5/8	0.6220	0.6240	3.5	0.750	0.580	0.580	0.975	3.100	1.70	0.980	0.6300	57,800	-65	200	228.0	MS17985C1035 / NAS1340A2C35D	4211.H35
5/8	0.6220	0.6240	4.0	0.750	0.580	0.580	0.975	3.100	1.70	0.980	0.6300	57,800	-65	200	247.0	MS17985C1040 / NAS1340A2C40D	4211.H40

Nominal diameter A	A min.	A max.	Clamping length L +0.02 0	Dimensions							Location hole max.	Shearing resistance, two-shear min.				Standard description	Art. No.
				B ±0.005	C 0 -0.04	D max.	E max.	F max.	G max.	H min.			min.	max.			
[in]	[in]	[in]	[in]	[in]							[in]	[lbf]	[°F]		[g]		
5/8	0.6220	0.6240	4.5	0.750	0.580	0.580	0.975	3.100	1.70	0.980	0.6300	57,800	-65	200	267.0	MS17985C1045 / NAS1340A2C45D	4211.H45
5/8	0.6220	0.6240	6.0	0.750	0.580	0.580	0.975	3.100	1.70	0.980	0.6300	57,800	-65	200	324.0	MS17985C1060 / NAS1340A2C60D	4211.H60
3/4	0.7470	0.7485	1.6	0.887	0.670	0.700	1.000	3.100	1.72	1.030	0.7570	83,200	-65	200	198.0	MS17985C1216 / NAS1341A2C16D	4211.K16
3/4	0.7470	0.7485	2.5	0.887	0.670	0.700	1.000	3.100	1.72	1.030	0.7570	83,200	-65	200	248.0	MS17985C1225 / NAS1341A2C25D	4211.K25
3/4	0.7470	0.7485	3.0	0.887	0.670	0.700	1.000	3.100	1.72	1.030	0.7570	83,200	-65	200	276.0	MS17985C1230 / NAS1341A2C30D	4211.K30
3/4	0.7470	0.7485	4.0	0.887	0.670	0.700	1.000	3.100	1.72	1.030	0.7570	83,200	-65	200	331.0	MS17985C1240 / NAS1341A2C40D	4211.K40
3/4	0.7470	0.7485	5.0	0.887	0.670	0.700	1.000	3.100	1.72	1.030	0.7570	83,200	-65	200	387.0	MS17985C1250 / NAS1341A2C50D	4211.K50
7/8	0.8720	0.8735	4.0	1.046	0.760	0.840	1.320	3.520	2.17	1.310	0.8820	112,500	-65	200	506.0	MS17985C1440 / NAS1342A2C40D	4211.L40
1	0.9970	0.9985	1.0	1.219	0.810	0.950	1.320	3.520	2.17	1.310	1.0100	147,200	-65	200	333.0	MS17985C1610 / NAS1343A2C10D	4211.M10
1	0.9970	0.9985	1.5	1.219	0.810	0.950	1.320	3.520	2.17	1.310	1.0100	147,200	-65	200	383.0	MS17985C1615 / NAS1343A2C15D	4211.M15
1	0.9970	0.9985	2.9	1.219	0.810	0.950	1.320	3.520	2.17	1.310	1.0100	147,200	-65	200	522.0	MS17985C1629 / NAS1343A2C29D	4211.M29
1	0.9970	0.9985	3.1	1.219	0.810	0.950	1.320	3.520	2.17	1.310	1.0100	147,200	-65	200	541.0	MS17985C1631 / NAS1343A2C31D	4211.M31
1	0.9970	0.9985	3.3	1.219	0.810	0.950	1.320	3.520	2.17	1.310	1.0100	147,200	-65	200	561.0	MS17985C1633 / NAS1343A2C33D	4211.M33
1	0.9970	0.9985	4.0	1.219	0.810	0.950	1.320	3.520	2.17	1.310	1.0100	147,200	-65	200	631.0	MS17985C1640 / NAS1343A2C40D	4211.M40
1	0.9970	0.9985	5.0	1.219	0.810	0.950	1.320	3.520	2.17	1.310	1.0100	147,200	-65	200	581.0	MS17985C1650 / NAS1343A2C50D	4211.M50
1	0.9970	0.9985	5.5	1.219	0.810	0.950	1.320	3.520	2.17	1.310	1.0100	147,200	-65	200	779.0	MS17985C1655 / NAS1343A2C55D	4211.M55

Compliance

RoHS compliant

Compliant according to Directive 2011/65/EU and Directive 2015/863.

Does not contain SVHC substances

No SVHC substances with more than 0.1% w/w contained - SVHC list [REACH] as of 23.01.2024.

Does not contain Proposition 65 substances

No Proposition 65 substances included.
<https://www.P65Warnings.ca.gov/>

Free from Conflict Minerals

This product does not contain any substances designated as "conflict minerals" such as tantalum, tin, gold or tungsten from the Democratic Republic of Congo or adjacent countries.