

Index Plungers · simple finish

22120.0775



Product Description

Application is limited to cases not requiring a precise positioning.
Simple finish with very small dimensions.

Material

Body

- Stainless steel 1.4305

Locking pin

- Stainless steel 1.4305

Pull-ring

- Stainless steel 1.4310

Operation

When using locking index plungers, the knob is pulled-out, turned 90° and secured by a notched catch (when locking pin should not overhang).

More information

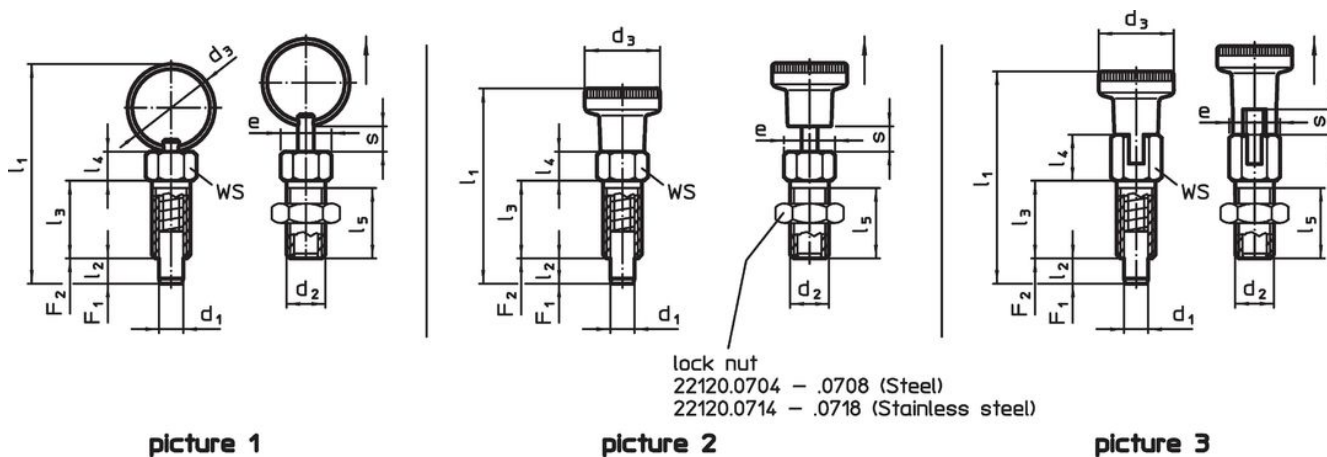
Notes

Lock nuts have to be purchased separately.

Further products

- Locating Bushings, for index bolts and index plungers

Drawing





Order information

Dimensions										WS	Tightening torque max.	Spring load ¹⁾		max. [°C]	[g]	Art. No.	
d ₁	d ₂	d ₃	e	l ₁	l ₂ min.	l ₃	l ₄	l ₅	s min.			F ₁	F ₂				
[mm]										[mm]	[Nm]	[N]					
-0.05																	
with pull-ring, without locking – picture 1, Stainless steel																	
5	M8	18	9.2	45	5	16	6	13.5	5	8	7	5	24	250	8.4	22120.0775	

¹⁾ statistical average value

Accessories

	Dimensions d_2 [mm]	Wrench size [mm]	 [g]	Art. No.
Stainless steel				
	M 8	13	2.8	22120.0715

Application example



Compliance

RoHS compliant

Compliant according to Directive 2011/65/EU and Directive 2015/863.

Does not contain SVHC substances

No SVHC substances with more than 0.1% w/w contained - SVHC list [REACH] as of 27.06.2024.

Does not contain Proposition 65 substances

No Proposition 65 substances included.

<https://www.P65Warnings.ca.gov/>

Free from Conflict Minerals

This product does not contain any substances designated as "conflict minerals" such as tantalum, tin, gold or tungsten from the Democratic Republic of Congo or adjacent countries.