


分割定位柱精实的 · 有六角环和锁固

EH 22110.



产品描述

分割定位目的。
含锁/不含锁具有相同高度。
由于螺栓缩回,分割定位柱可以完全被锁入。

材质

- 本体**
- 钢, 染黑
 - 不锈钢 1.4305
- 固定梢子**
- 钢, 硬化
 - 不锈钢 1.4305, 镀镍
- 手把**
- 塑料(PA6), 黑色, 无光泽的
 - Thermoplast PA 6, red, dull

组装

螺丝长度可由分割定位柱衬套调整 (EH 22120.)。

操作

旋钮被拉出, 转90度并由一个槽口夹住 (此时锁销不应突出)。

更多信息

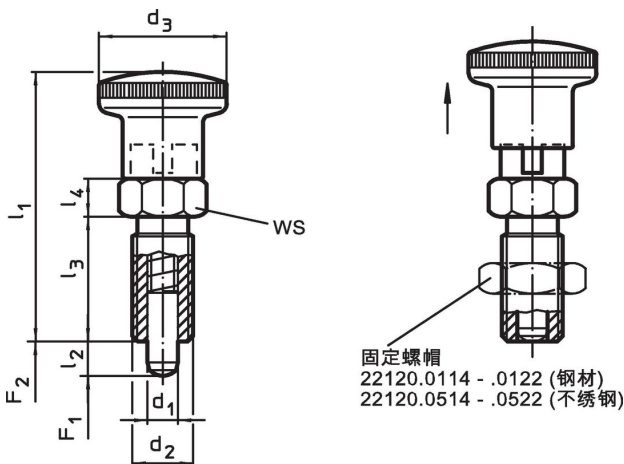
注意事项

不可移动的旋钮。
螺帽必须个别购买。

更多产品

- 支持座, 用于分割螺栓和分割定位柱, 压铸
- 定位衬套, 适用于分割螺栓和分割定位柱
- 距离调整环, 适用于分割定位柱

图面



订单信息

d ₁	d ₂	l ₂ min	尺寸				WS	弹簧荷重 ¹⁾		温度		重量	品号
			d ₃	l ₁	l ₃	l ₄		F ₁ ~	F ₂ ~	min	max.		
			[mm]				[mm]	[N]		[°C]		[g]	
with knob, black, 钢													
4	M 8 x 1	4	16	35,0	16	5	10	4,5	12,0	-30	80	12	22110.0123
4	M 8 x 1	6	16	35,0	16	5	10	4,0	12,5	-30	80	12	22110.0124
5	M10 x 1	5	19	40,0	18	6	12	5,0	15,0	-30	80	20	22110.0126
5	M10 x 1	8	19	40,0	18	6	12	5,0	18,0	-30	80	20	22110.0127
6	M12 x 1,5	6	23	48,0	22	6	14	6,5	19,0	-30	80	31	22110.0129
6	M12 x 1,5	9	23	48,0	22	6	14	6,0	25,0	-30	80	33	22110.0130
8	M16 x 1,5	8	28	58,0	26	8	17	8,5	26,0	-30	80	65	22110.0132
8	M16 x 1,5	12	28	58,0	26	8	17	8,5	28,0	-30	80	68	22110.0133
10	M16 x 1,5	12	28	58,0	26	8	17	9,5	38,0	-30	80	69	22110.0135
12	M20 x 1,5	15	33	67,0	33	10	22	11,5	40,0	-30	80	125	22110.0136
16	M24 x 2	20	33	78,5	38	12	27	13,0	54,0	-30	80	219	22110.0137

¹⁾ 统计平均值

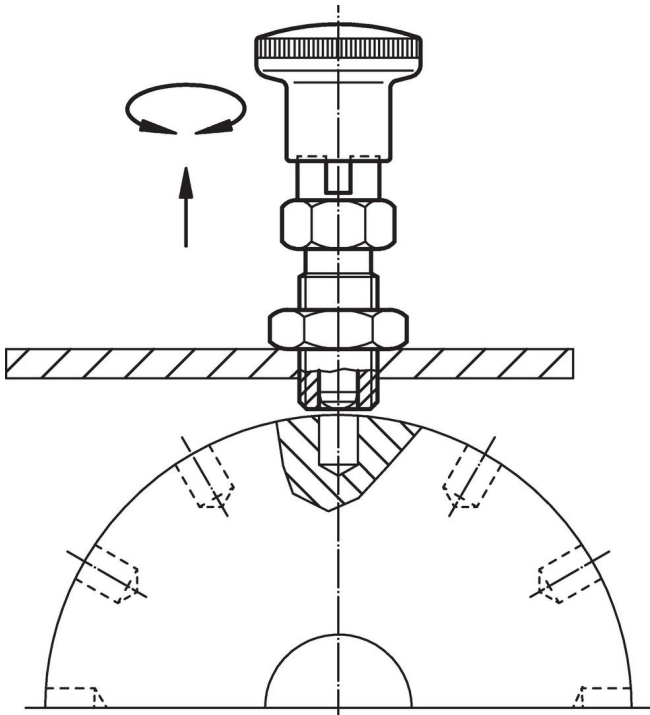
d ₁ -0,02 -0,05	d ₂	l ₂ min	尺寸				WS [mm]	弹簧荷重 ¹⁾		温度		重量 [g]	品号
			d ₃ [mm]	l ₁	l ₃	l ₄		F ₁ ~ [N]	F ₂ ~ [N]	min [°C]	max.		
with knob, black, 不锈钢													
4	M 8 x 1	4	16	35,0	16	5	10	4,5	12,0	-30	80	12	22110.0223
4	M 8 x 1	6	16	35,0	16	5	10	4,0	12,5	-30	80	12	22110.0224
5	M10 x 1	5	19	40,0	18	6	12	5,0	15,0	-30	80	20	22110.0226
5	M10 x 1	8	19	40,0	18	6	12	5,0	18,0	-30	80	20	22110.0227
6	M12 x 1,5	6	23	48,0	22	6	14	6,5	19,0	-30	80	31	22110.0229
6	M12 x 1,5	9	23	48,0	22	6	14	6,0	25,0	-30	80	33	22110.0230
8	M16 x 1,5	8	28	58,0	26	8	17	8,5	26,0	-30	80	65	22110.0232
8	M16 x 1,5	12	28	58,0	26	8	17	8,5	28,0	-30	80	68	22110.0233
10	M16 x 1,5	12	28	58,0	26	8	17	9,5	38,0	-30	80	69	22110.0235
12	M20 x 1,5	15	33	67,0	33	10	22	11,5	40,0	-30	80	125	22110.0236
16	M24 x 2	20	33	78,5	38	12	27	13,0	54,0	-30	80	219	22110.0237
with knob, red, 钢													
4	M 8 x 1	4	16	35,0	16	5	10	4,5	12,0	-30	80	11	22110.2123
4	M 8 x 1	6	16	35,0	16	5	10	4,0	12,5	-30	80	13	22110.2124
5	M10 x 1	5	19	40,0	18	6	12	5,0	15,0	-30	80	21	22110.2126
5	M10 x 1	8	19	40,0	18	6	12	5,0	18,0	-30	80	21	22110.2127
6	M12 x 1,5	6	23	48,0	22	6	14	6,5	19,0	-30	80	33	22110.2129
6	M12 x 1,5	9	23	48,0	22	6	14	6,0	25,0	-30	80	32	22110.2130
8	M16 x 1,5	8	28	58,0	26	8	17	8,5	26,0	-30	80	65	22110.2132
8	M16 x 1,5	12	28	58,0	26	8	17	8,5	28,0	-30	80	69	22110.2133
10	M16 x 1,5	12	28	58,0	26	8	17	9,5	38,0	-30	80	70	22110.2135
12	M20 x 1,5	15	33	71,5	33	10	22	11,5	40,0	-30	80	127	22110.2136
16	M24 x 2	20	33	78,5	38	12	27	13,0	54,0	-30	80	200	22110.2137
with knob, red, 不锈钢													
4	M 8 x 1	4	16	35,0	16	5	10	4,5	12,0	-30	80	11	22110.2223
4	M 8 x 1	6	16	35,0	16	5	10	4,0	12,5	-30	80	13	22110.2224
5	M10 x 1	5	19	40,0	18	6	12	5,0	15,0	-30	80	21	22110.2226
5	M10 x 1	8	19	40,0	18	6	12	5,0	18,0	-30	80	21	22110.2227
6	M12 x 1,5	6	23	48,0	22	6	14	6,5	19,0	-30	80	33	22110.2229
6	M12 x 1,5	9	23	48,0	22	6	14	6,0	25,0	-30	80	32	22110.2230
8	M16 x 1,5	8	28	58,0	26	8	17	8,5	26,0	-30	80	65	22110.2232
8	M16 x 1,5	12	28	58,0	26	8	17	8,5	28,0	-30	80	69	22110.2233
10	M16 x 1,5	12	28	58,0	26	8	17	9,5	38,0	-30	80	70	22110.2235
12	M20 x 1,5	15	33	71,5	33	10	22	11,5	40,0	-30	80	127	22110.2236
16	M24 x 2	20	33	78,5	38	12	27	13,0	54,0	-30	80	200	22110.2237

¹⁾ 统计平均值

配件

尺寸 d ₂ [mm]	扳手尺寸 [mm]	重量 [g]	品号
Lock nuts ISO 8675 (DIN 439), 钢			
	M 8 x 1	13	22120.0114
	M10 x 1	16	22120.0115
	M12 x 1,5	18	22120.0116
	M16 x 1,5	24	22120.0118
	M20 x 1,5	30	22120.0120
	M24 x 2	36	22120.0122
Lock nuts ISO 8675 (DIN 439), 不锈钢			
	M 8 x 1	13	22120.0514
	M10 x 1	16	22120.0515
	M12 x 1,5	18	22120.0516
	M16 x 1,5	24	22120.0518
	M20 x 1,5	30	22120.0520
	M24 x 2	36	22120.0522

应用范例



遵守

For detailed compliance information please select the desired article number.