

## Threaded Lock Pins · self-locking, with axial bearing

22356.0206



## 产品描述

Threaded lock pins are used for quick fastening, locking, adjusting, changing, clamping, connecting and securing. Quickly and easily unlockable for frequently repeated connections. By pressing the button, the threaded segments unlock and the threaded lock pin can be inserted into or removed from a threaded hole. A time-consuming screwing in and out is unnecessary. The thread lock pin is characterised by the following features and advantages:

- Corrosion-protected
- No time-consuming screwing in and unscrewing
- Self-locking due to spring force
- With axial bearing

The advantages of the axial bearing:

- Double clamping force with the same grip size by reducing surface friction.
- Protection of the component due to fixed contact surface.
- Low setting behaviour due to higher pretensioning force in the bolt or thread.
- Less force required to release.

## 材质

## 梢子零件

- 热处理钢、锻炼的、磷酸锰

## 把手

- Thermoplastic PA 6, black, dull similar to RAL 9005

## 按钮

- 铝, 橘色, 阳极

## 螺纹元件

- 不锈钢 1.4542、沉淀硬化

## Axial bearing

- 钢、氮化、黑化

## 弹簧

- 不锈钢

## 组装

Threaded lock pins can only be mounted into a thread that is true to gauge.

## Mounting:

1. Press in the button and hold it down.
2. Insert the threaded lock pin.
3. Release the button (The button must be back in its original position.).
4. Tighten the threaded lock pin by hand as required.
5. It must be ensured that the threaded segments are engaged in the mounting thread.

## Dismantling:

1. Unscrew the threaded lock pin approx. a quarter of a turn anticlockwise.
2. Press in the button and hold it down.
3. Remove the threaded lock pin.
4. Release the button.

## 操作

The threaded segments are unlocked by pressing the button.

## 更多信息

## 注意事项

特殊的样式欢迎洽询。

Due to the thread geometry, the clamping force is higher with the smaller thread sizes.

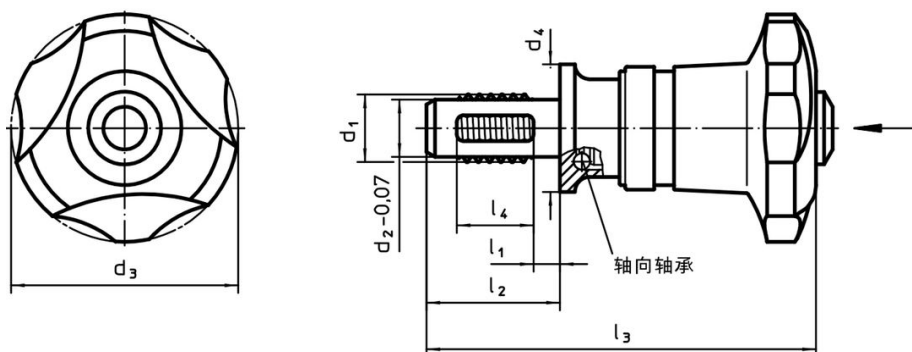
## 配件

Can easily be fitted with retaining cable EH 22355.

## 更多产品

- Threaded Lock Pins, 自行锁固
- 保持缆, for threaded lock pin

图面



订单信息


尺寸									定位螺牙	温度		起动力 max.	夹持 力量 max.	锁固力矩的结果 ~ <sup>1)</sup>	夹持 力量 ~ <sup>2)</sup>	重量 [g]	剪力抵抗 力, 加倍的 <sup>3)</sup> min	品号
d <sub>1</sub>	l <sub>1</sub>	d <sub>2</sub> -0,07	d <sub>3</sub>	d <sub>4</sub>	l <sub>2</sub>	l <sub>3</sub>	l <sub>4</sub>	[mm]		min	max.							
热处理钢																		
M10	30	8,35	40	30	46	94,4	10	M10	-30	80	5	4,2	3,5	2,9	108	59,3	22356.0206	

<sup>1)</sup> 經試驗得知的平均握力。

<sup>2)</sup> 經試驗得知的平均值。

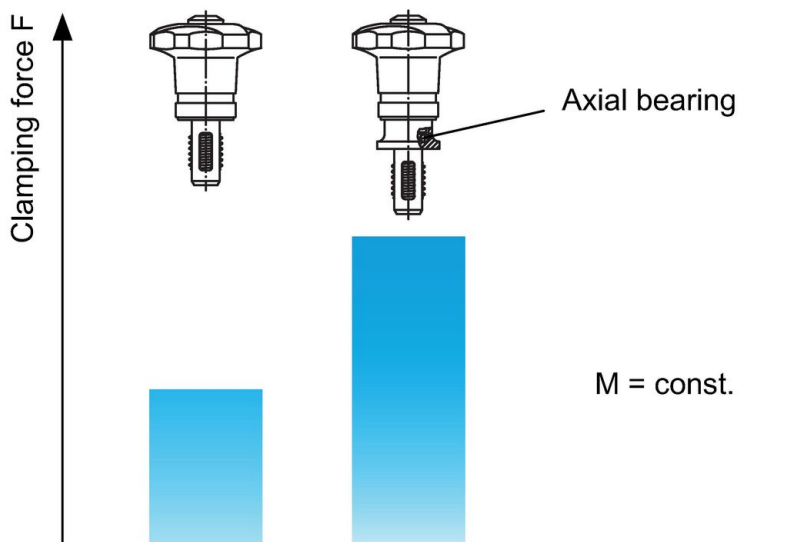
<sup>3)</sup> 剪切強度與DIN 50141相似；此評估適用於接合的使用狀態（無受扭轉妨礙）。

应用范例





Increase of clamping force with axial bearing  
(while manual force is unchanged)



## 遵守

### 符合 RoHS

含铅 - 符合例外 6a / 6b / 6c

### 含有 >0.1% w/w 的 SVHC 物质

含铅 - SVHC [REACH] 清单截至 2024 年 6 月 27 日

### 包含 65 号提案的物质



铅暴露会导致癌症和生殖伤害

<https://www.P65Warnings.ca.gov/>

### 不含冲突矿物

„本产品不含来自刚果民主共和国或邻近国家的任何被指定为“冲突矿物”的物质，例如钽、锡、金或钨。